




Expand Your World.

**ÁRJEGYZÉK 2023**

 Cserélhető membrános rozsdamentes tápülési tartályok hideg vízre

# ACX/AFX/AFXSB



- 1 Csatlakozás
- 2 Gumimembrán
- 3 Tartálytest (AISI 304L)
- 4 Tartóláb
- 5 Tartályszelep
- 6 Tartályvég


Kód	Típus	Átmérő	Magasság	Csatlakozás	Előnyomás	Maximális nyomás	Hőmérséklet	Nettó ár
		ø mm	(H) mm	G	Bar	Bar	°C	
<b>ACX</b>								
72X0003	ACX 0,3	78	125	M 1/2" Gas	3,5	10	-10 + 100	<b>12 400</b>
72X0005	ACX 0,5	95	160	M 1/2" Gas	3,5	10	-10 + 100	<b>17 900</b>
72X001	ACX 1	115	187	M 1/2" Gas	3,5	10	-10 + 100	<b>21 700</b>
72X002	ACX 2	134	230	M 1/2" Gas	3,5	10	-10 + 100	<b>28 700</b>
<b>AFX</b>								
72X008	AFX CE 8	205	335	M 1" Gas	2	10	-10 + 100	<b>37 300</b>
72X018	AFC CE 18	270	415	M 1" Gas	2	10	-10 + 100	<b>61 200</b>
72X024	AFX CE 24	270	511	M 1" Gas	2	10	-10 + 100	<b>66 200</b>
72X050	AFX CE 50	365	732	M 1" Gas	2	10	-10 + 100	<b>225 700</b>
72X100	AFX CE 100	500	820	M 1" Gas	2	10	-10 + 100	<b>324 700</b>

Kód	Típus	Átmérő	Hossz	Magasság	Csatlakozás	Előnyomás	Maximális nyomás	Hőmérséklet	Nettó ár
		ø mm	(L) mm	(H) mm	G	Bar	Bar	°C	
<b>AFXSB</b>									
73X018	AFXSB CE 18	270	415	284	M 1" Gas	2	10	-10 + 100	<b>79 700</b>
73X024	AFXSB CE 24	270	511	284	M 1" Gas	2	10	-10 + 100	<b>84 700</b>
73X050	AFXSB CE 50	365	590	376	M 1" Gas	2	10	-10 + 100	<b>229 000</b>
73X100	AFXSB CE 100	500	710	512	M 1" Gas	2	10	-10 + 100	<b>332 300</b>


# ACX/AFX/AFXSB

## Méreték

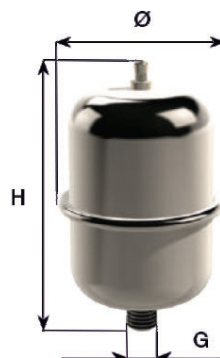
### ACX 0,3-2




ACX 0,3



ACX 0,5




ACX 1



ACX 2

### AFX 8-100



AFX 8



AFX 18-24

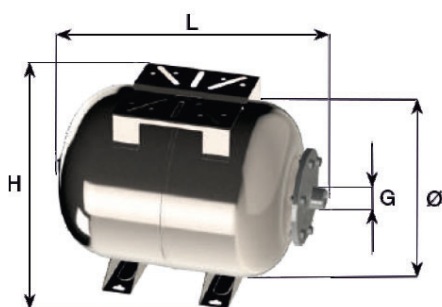


AFX 50



AFX 100

### AFXSB 18-100



AFXSB 18-24




AFXSB 50-100



Cserélhető membrános tágulási tartályok  
hideg vízre

# AFC/AF



- 1 Tartályszelep
- 2 Tartálytest
- 3 Tartályvég
- 4 PP védőlemez
- 5 Csatlakozás
- 6 Gumimembrán

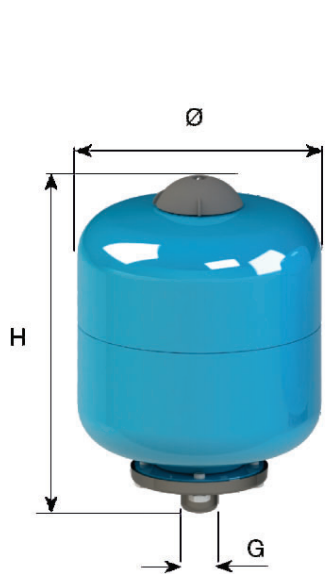
Kód	Típus	Átmérő	Magasság	Csatlakozás	Előnyomás	Maximális nyomás	Hőmérséklet	Nettó ár
		ø mm	(H) mm	G	Bar	Bar	°C	
510310	AFC 3	170	245	M 3/4" Gas	1,5	8,0	-10 + 70	<b>8 400</b>
510510	AFC 5	170	275	M 3/4" Gas	1,5	8,0	-10 + 70	<b>8 600</b>
510810	AFC CE 8	220	305	M 3/4" Gas	1,5	8,0	-10 + 70	<b>9 400</b>
511210	AFC CE 12	260	315	M 3/4" Gas	1,5	8,0	-10 + 70	<b>10 600</b>
511612	AFC CE 16	260	350	M 3/4" Gas	1,5	8,0	-10 + 70	<b>11 400</b>
511812	AFC CE 18	260	380	M 3/4" Gas	1,5	8,0	-10 + 70	<b>11 900</b>
512412	AFC CE 24	260	490	M 1" Gas	1,5	8,0	-10 + 70	<b>13 200</b>
512412/01	AFC CE 24	260	490	M 3/4" Gas	1,5	8,0	-10 + 70	<b>13 200</b>
502412/001	AF CE 24	350	365	M 1" Gas	1,5	8,0	-10 + 70	<b>12 600</b>
502412/011	AF CE 24	350	365	M 3/4" Gas	1,5	8,0	-10 + 70	<b>12 600</b>



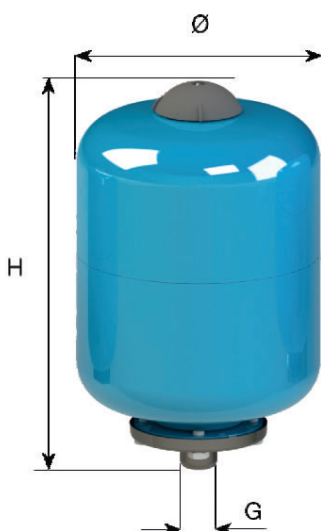
# AFC/AF

## Méreték


### AFC 3-8



AFC 3

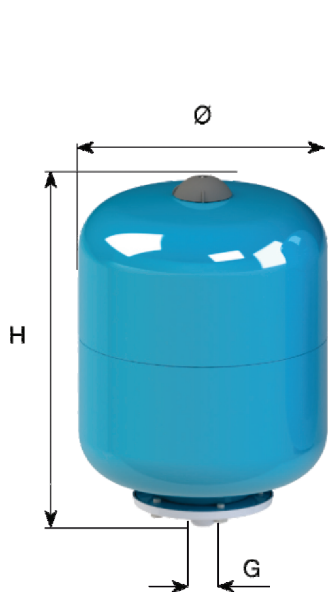


AFC 5

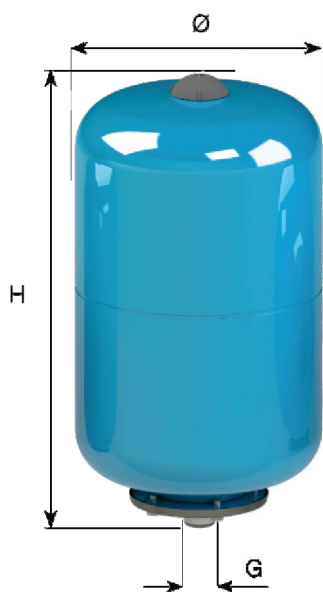


AFC 8


### AFC/AF 12-24



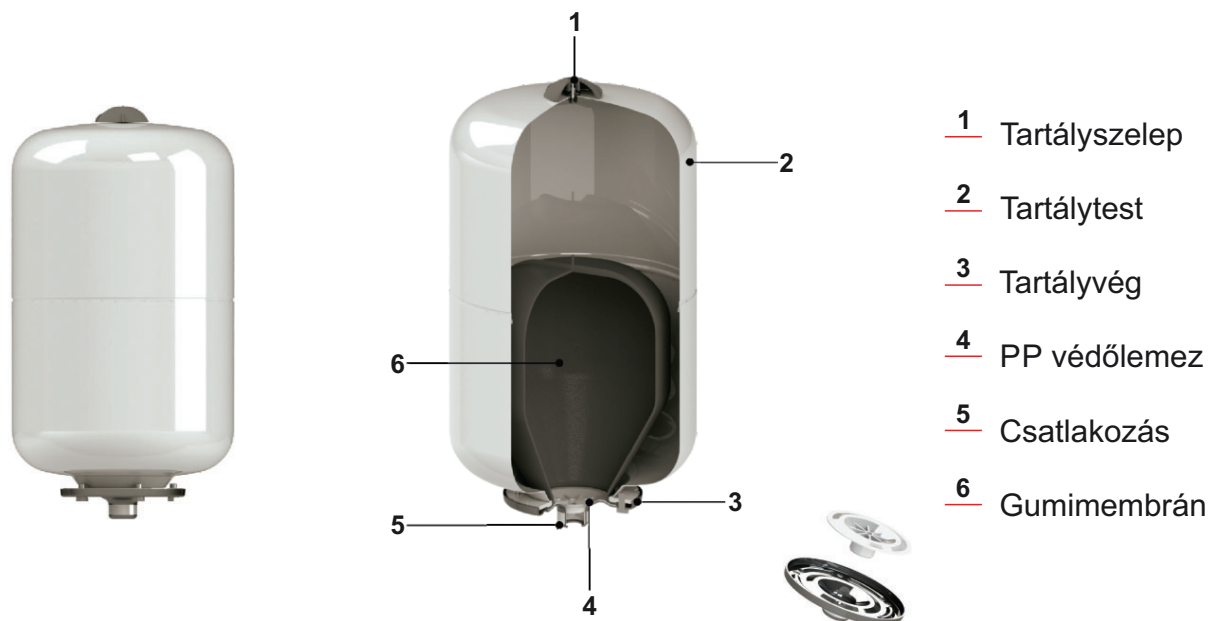
AFC 12-13



AFC 18-24



AF 24




- 1 Tartályszzelep
- 2 Tartálytest
- 3 Tartályvég
- 4 PP védőlemez
- 5 Csatlakozás
- 6 Gumimembrán

Kód	Típus	Átmérő	Magasság	Csatlakozás	Előnyomás	Maximális nyomás	Hőmérséklet	Nettó ár
		ø mm	(H) mm	G	Bar	Bar	°C	
510142	ACS 1	120	197	M 1/2" Gas	3,5	10,0	-10 + 100	<b>7 700</b>
510242	ACS 2	120	240	M 1/2" Gas	3,5	10,0	-10 + 100	<b>7 900</b>
510342	ACS 3	170	245	M 3/4" Gas	3,5	10,0	-10 + 100	<b>8 700</b>
510542	ACS 5	170	275	M 3/4" Gas	3,5	10,0	-10 + 100	<b>9 100</b>
5105042	ACS 5 d.160	160	315	M 3/4" Gas	3,5	10,0	-10 + 100	<b>9 700</b>
510842	ACS CE 8	220	305	M 3/4" Gas	3,5	10,0	-10 + 100	<b>10 300</b>
511242	ACS CE 12	260	315	M 3/4" Gas	2,5	10,0	-10 + 100	<b>11 600</b>
511642	ACS CE 16	260	350	M 3/4" Gas	2,5	10,0	-10 + 100	<b>12 800</b>
511842	ACS CE 18	260	380	M 3/4" Gas	2,5	10,0	-10 + 100	<b>13 600</b>
511842/01	ACS CE 18	260	380	M 1" Gas	2,5	10,0	-10 + 100	<b>13 600</b>
512442	ACS CE 24	260	490	M 1" Gas	2,5	10,0	-10 + 100	<b>14 300</b>
512442/01	ACS CE 24	260	490	M 3/4" Gas	2,5	10,0	-10 + 100	<b>14 300</b>
502442	AS CE 24	350	365	M 1" Gas	2,5	10,0	-10 + 100	<b>13 700</b>
502442/01	AS CE 24	350	365	M 3/4" Gas	2,5	10,0	-10 + 100	<b>13 700</b>

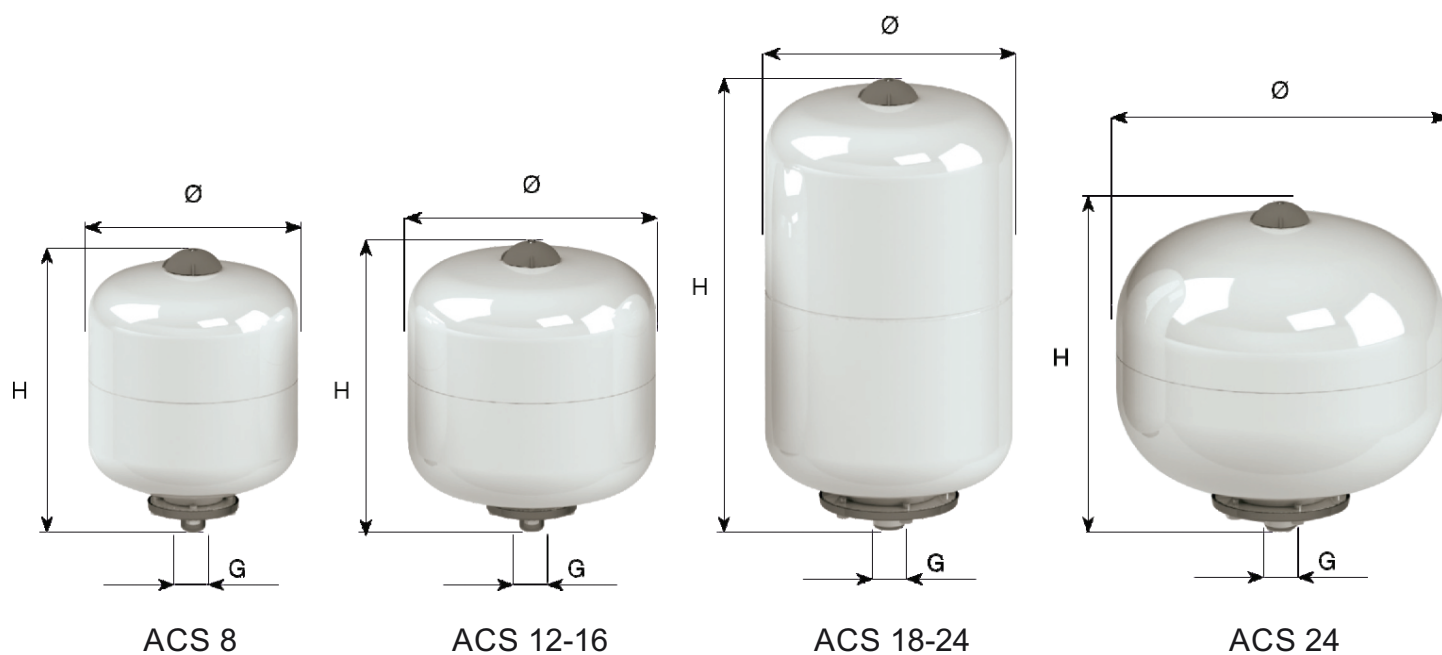
# ACS/AS

## Méreték

### ACS 1-5



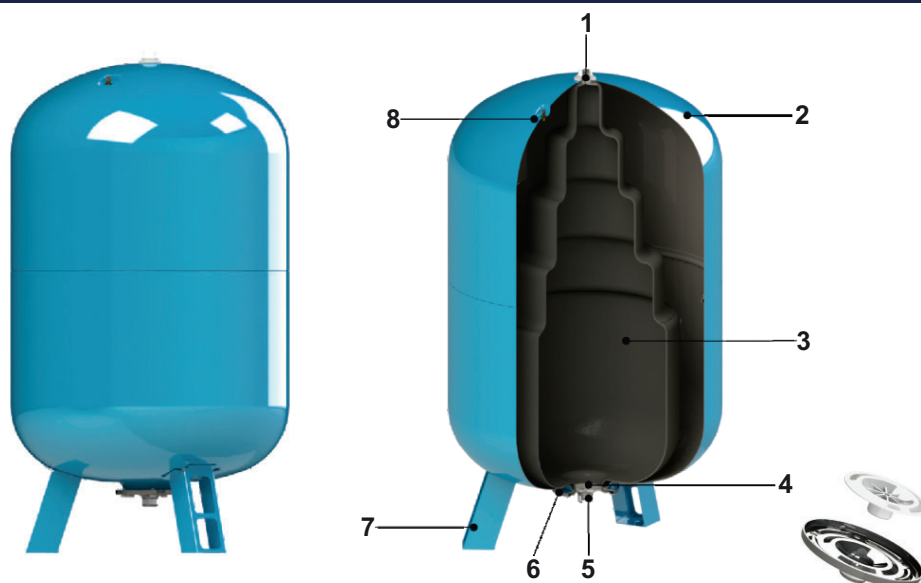
### ACS/AS 8-24





Cserélhető membrános tágulási tartályok  
hideg vízre

AFE

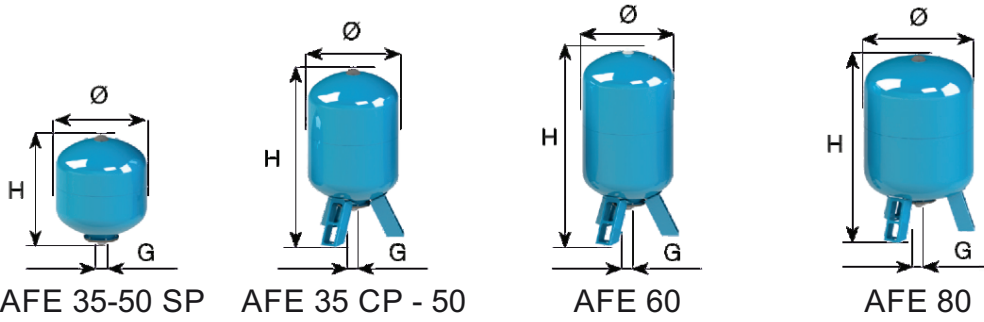


- 1 Membrántartó csavar
- 2 Tartálytest
- 3 Gumimembrán
- 4 PP védőlemez
- 5 Csatlakozás
- 6 Tartályvég
- 7 Tartóláb
- 8 Tartályszelep

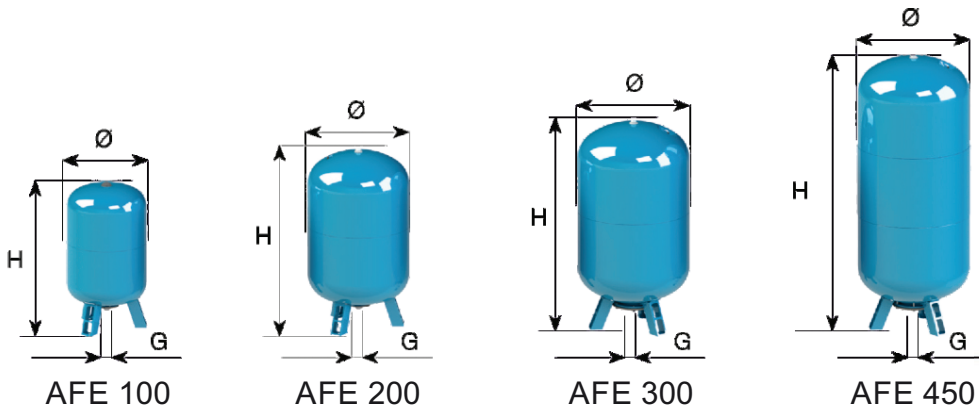
Kód	Típus	Átmérő	Magasság	Csatlakozás	Előnyomás	Maximális nyomás	Hőmérséklet	Nettó ár
		ø mm	(H) mm	G	Bar	Bar	°C	
620035	AFE CE 35	380	475	M 1" Gas	2,5	10,0	-10 + 100	<b>23 800</b>
620035/001	AFE CE 35 cp	380	560	M 1" Gas	2,5	10,0	-10 + 100	<b>32 500</b>
620050	AFE CE 50	380	720	M 1" Gas	2,5	10,0	-10 + 100	<b>32 700</b>
620050/001	AFE CE 50 sp	380	635	M 1" Gas	2,5	10,0	-10 + 100	<b>27 700</b>
620060	AFE CE 60	380	830	M 1" Gas	2,5	10,0	-10 + 100	<b>41 400</b>
620080	AFE CE 80	460	760	M 1" Gas	2,5	10,0	-10 + 100	<b>50 100</b>
620100	AFE CE 100	460	880	M 1" Gas	2,5	10,0	-10 + 100	<b>53 300</b>
<b>Membrántartó csavarral</b>								
620150	AFE CE 150	510	1030	M 1" Gas	2,5	10,0	-10 + 100	<b>91 600</b>
620200/020	AFE CE 200	590	1100	M 5/4" Gas	2,5	10,0	-10 + 100	<b>112 400</b>
620300	AFE CE 300	650	1250	M 5/4" Gas	2,5	10,0	-10 + 100	<b>148 100</b>
620450	AFE CE 450	650	1635	M 5/4" Gas	2,5	10,0	-10 + 100	<b>226 200</b>
620500	AFE CE 500	750	1600	M 5/4" Gas	2,5	10,0	-10 + 100	<b>222 500</b>
620750/001	AFE CE 750 d.750	750	2045	F 2" Gas	2,5	8,0	-10 + 100	<b>434 500</b>
620750	AFE CE 750	800	1850	F 2" Gas	2,5	10,0	-10 + 70	<b>790 500</b>
621000/020	AFE CE 1000	800	2130	F 2,5" Gas	2,5	10,0	-10 + 70	<b>873 500</b>
621500	AFE CE 1500	1000	2130	F 2,5" Gas	2,5	10,0	-10 + 70	<b>1 255 800</b>

## Méreték

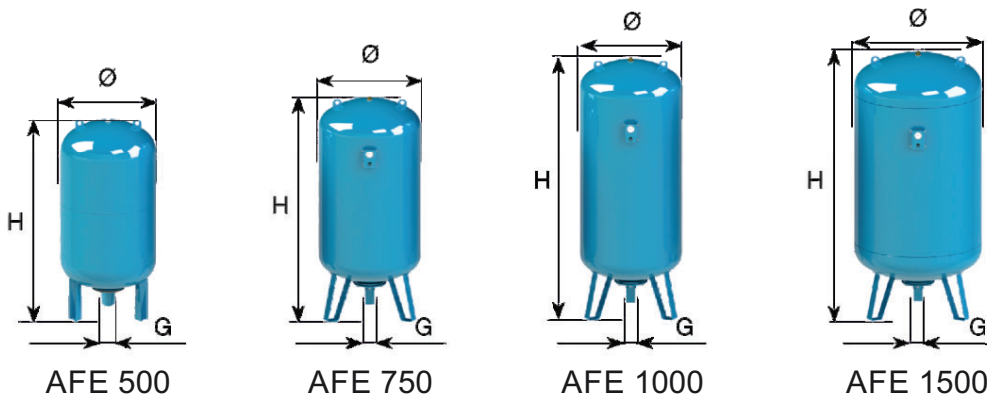
### AFE 35-80



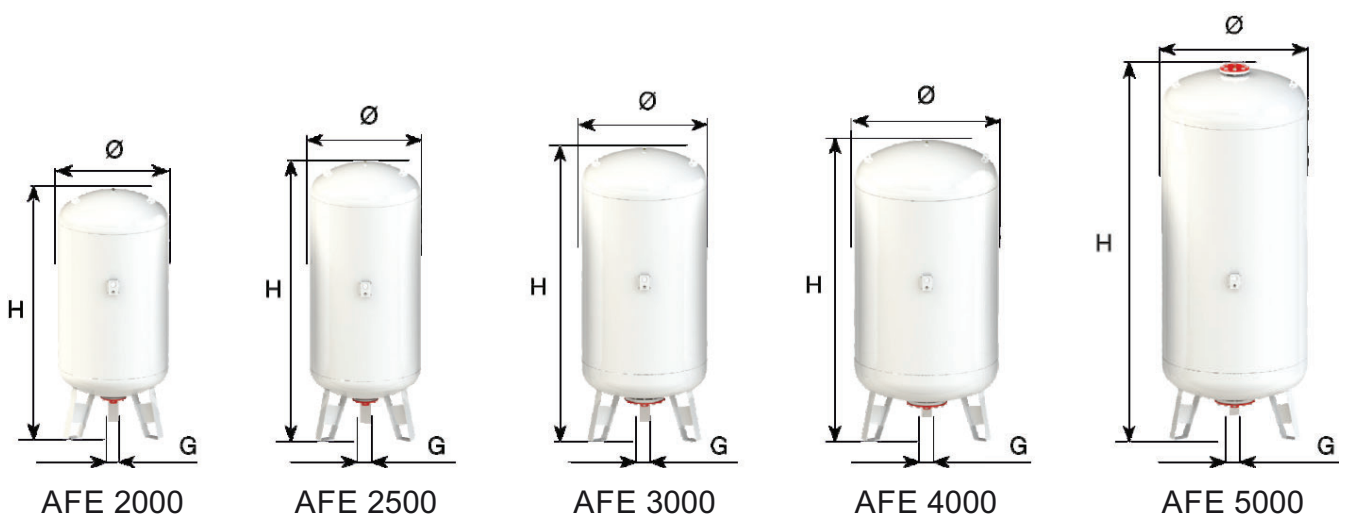
### AFE 100-450

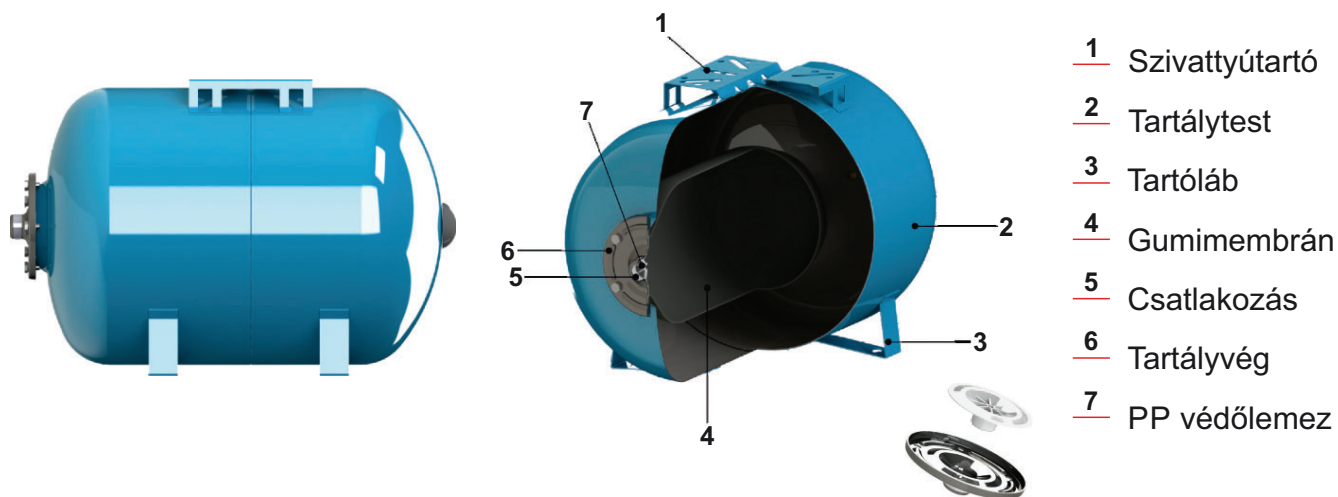


### AFE 500-1500



### AFE 2000-5000





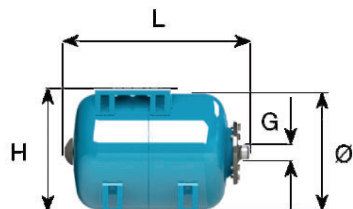
Kód	Típus	Átmérő	Hossz	Magasság	Csatlakozás	Előnyomás	Maximális nyomás	Hőmérséklet	Nettó ár
		ø mm	(L) mm	(H) mm	G	Bar	Bar	°C	
<b>AFOSB</b>									
532010	AFOSB CE 20	260	415	280	M 1" Gas	1,5	8,0	-10 + 100	<b>14 600</b>
532010/01	AFOSB CE 20	260	415	280	M 3/4" Gas	1,5	8,0	-10 + 100	<b>14 600</b>
532412	AFOSB CE 24	260	485	280	M 1" Gas	1,5	8,0	-10 + 100	<b>15 000</b>
532412/01	AFOSB CE 24	260	485	280	M 3/4" Gas	1,5	8,0	-10 + 100	<b>15 000</b>
<b>AFESB</b>									
630050	AFESB CE 50	380	610	408	M 1" Gas	2,5	10,0	-10 + 100	<b>35 800</b>
630060	AFESB CE 60	380	695	408	M 1" Gas	2,5	10,0	-10 + 100	<b>41 300</b>
630080	AFESB CE 80	460	655	485	M 1" Gas	2,5	10,0	-10 + 100	<b>52 000</b>
630100	AFESB CE 100	460	780	485	M 1" Gas	2,5	10,0	-10 + 100	<b>56 100</b>
<b>AFESB - Membrántartó csavarral</b>									
630150	AFESB CE 150	510	915	545	M 1" Gas	2,5	10,0	-10 + 100	<b>93 300</b>
630200/020	AFESB CE 200	590	960	635	M 5/4" Gas	2,5	10,0	-10 + 100	<b>125 200</b>
630300	AFESB CE 300	650	1150	700	M 5/4" Gas	2,5	10,0	-10 + 100	<b>170 500</b>
630500	AFESB CE 500	750	1420	820	M 5/4" Gas	2,5	10,0	-10 + 100	<b>252 300</b>



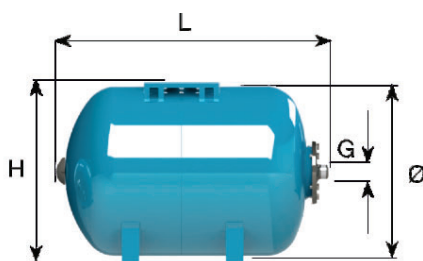
# AFOSB/AFESB

## Méreték


### AFOSB/AFESB 20-100



AFOSB 20-24




AFESB 50-60

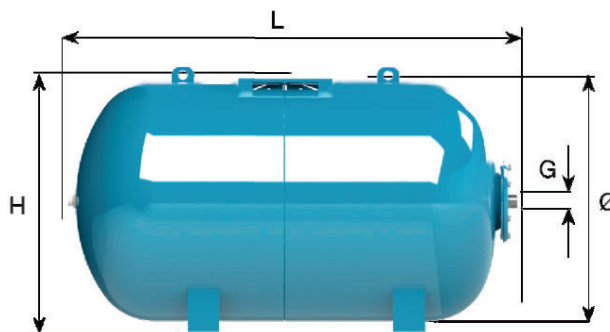


AFESB 80-100

### AFESB 200-500



AFESB 200-300

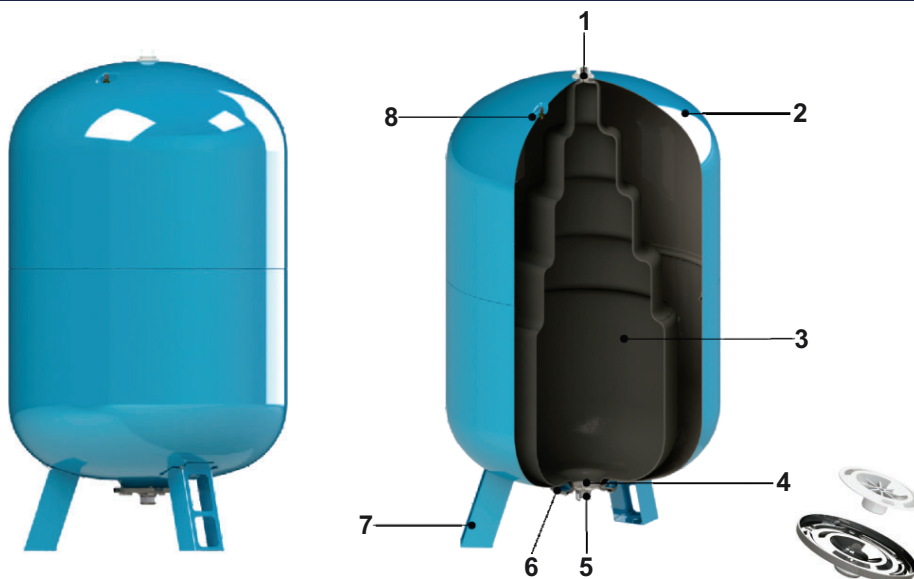


AFESB 500



Cserélhető membrános tágulási tartályok  
vízkalapács hatás csökkentésére

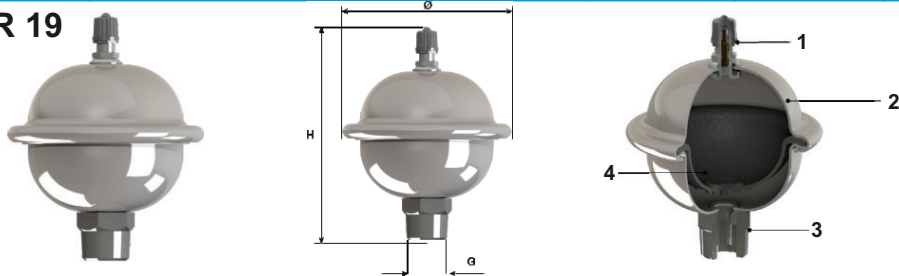
# AFC-AFE/CAR



- 1 Membrántartó csavar
- 2 Tartálytest
- 3 Gumimembrán
- 4 PP védőlemez
- 5 Csatlakozás
- 6 Tartályvég
- 7 Tartóláb
- 8 Tartályszelep

Kód	Típus	Átmérő	Magasság	Csatlakozás	Előnyomás	Maximális nyomás	Hőmérséklet	Nettó ár
		ø mm	(H) mm	G	Bar	Bar	°C	
580008	AFE/CAR CE 8	220	310	M 3/4" Gas	3,5	16,0	-10 + 100	<b>15 100</b>
580012	AFC/CAR CE 12	265	315	M 3/4" Gas	3,5	16,0	-10 + 100	<b>16 700</b>
580018	AFC/CAR CE 18	265	375	M 3/4" Gas	3,5	16,0	-10 + 100	<b>24 000</b>
580024	AFC/CAR CE 24	265	490	M 3/4" Gas	3,5	16,0	-10 + 100	<b>27 400</b>
680035/001	AFE/CAR CE 35sp	380	560	M 1" Gas	2,5	16,0	-10 + 100	<b>45 700</b>
680050	AFE/CAR CE 50	380	720	M 1" Gas	2,5	16,0	-10 + 100	<b>55 400</b>
680080	AFE/CAR CE 80	460	760	M 1" Gas	2,5	16,0	-10 + 100	<b>87 600</b>
680100	AFE/CAR CE 100	460	880	M 1" Gas	2,5	16,0	-10 + 100	<b>103 900</b>
680150	AFE/CAR CE 150	510	1030	M 1" Gas	2,5	16,0	-10 + 100	<b>128 400</b>
680200	AFE/CAR CE 200	590	1100	M 5/4" Gas	2,5	16,0	-10 + 100	<b>166 700</b>
680300	AFE/CAR CE 300	650	1250	M 5/4" Gas	2,5	16,0	-10 + 100	<b>197 100</b>
580500	AFE/CAR 500	750	1600	M 5/4" Gas	2,5	16,0	-10 + 100	<b>291 200</b>
580750	AFE/CAR 750	800	1850	F 2" Gas	2,5	16,0	-10 + 100	<b>870 600</b>
581000	AFE/CAR 1000	800	2130	F 2,5" Gas	2,5	16,0	-10 + 100	<b>984 500</b>
581500	AFE/CAR 1500	1000	2130	F 2,5" Gas	2,5	16,0	-10 + 100	<b>1 295 800</b>
582000	AFE/CAR 2000	1100	2550	F 2,5" Gas	2,5	16,0	-10 + 100	<b>2 174 000</b>

## CAR 19



- 1 Tartályszelep
- 2 Tartálytest
- 3 Csatlakozás
- 4 Gumimembrán

Kód	Típus	Átmérő	Magasság	Csatlakozás	Előnyomás	Maximális nyomás	Hőmérséklet	Nettó ár
		ø mm	(H) mm	G	Bar	Bar	°C	
720162	CAR 19 lt. 0,162	84	104	M 1/2" Gas	3,5	20,0	-10 + 100	<b>8 500</b>
720162/01	CAR 19 lt. 0,162	84	104	M 1/4" Gas	3,5	20,0	-10 + 100	<b>8 500</b>


# AFC-AFE/CAR

## Méreték

### AFC/CAR 8-24



AFC/CAR 8



AFC/CAR 12

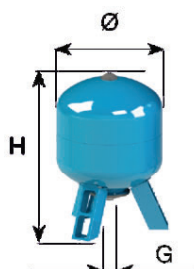


AFC/CAR 18



AFC/CAR 24

### AFE/CAR 35-300



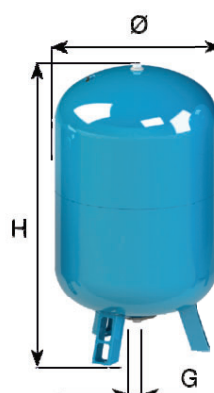
AFE/CAR  
35 CP



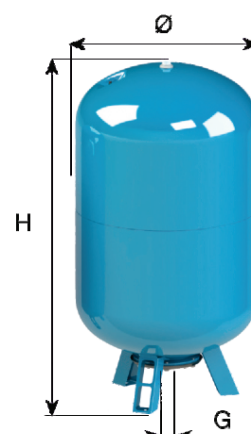
AFE/CAR  
50-80



AFE/CAR  
100-150

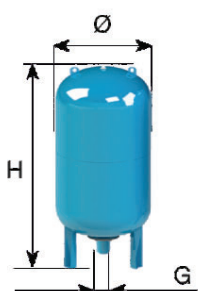


AFE/CAR  
200

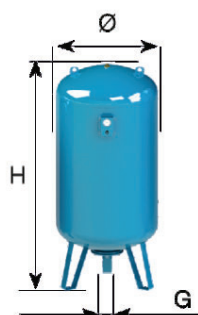


AFE/CAR  
300


### AFE/CAR 500-2000



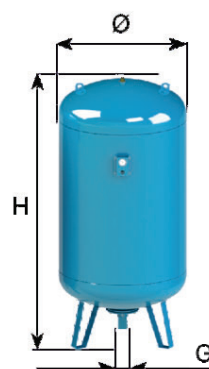
AFE/CAR  
500



AFE/CAR  
750



AFE/CAR  
1000



AFE/CAR  
1500

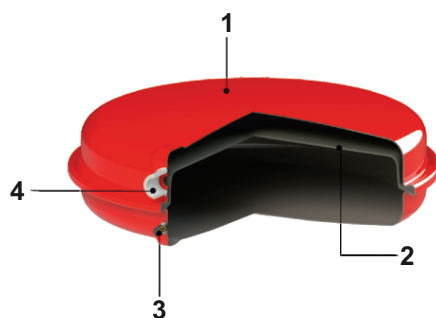


AFE/CAR  
2000



Kör alakú lapos fűtési tartályok  
kazánokhoz

CP

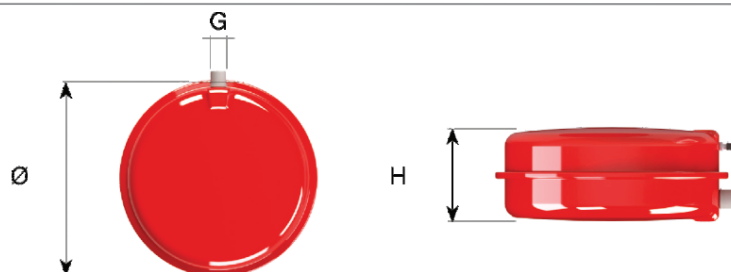


- 1 Tartálytest
- 2 Gumimembrán
- 3 Tartályszelep
- 4 Csatlakozás

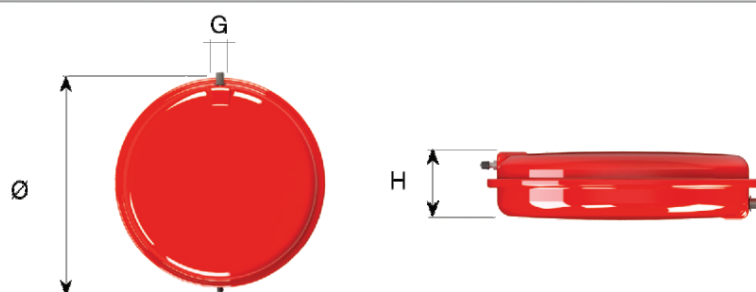
Kód	Típus	Átmérő	Magasság	Csatlakozás	Előnyomás	Maximális nyomás	Hőmérséklet	Nettó ár
		ø mm	(H) mm	G	Bar	Bar	°C	
7506	CP335 / 6	325	118	M 3/4" Gas	1,5	3,0	-10 + 90	<b>10 400</b>
7508	CP335 / 8	325	132	M 3/4" Gas	1,5	3,0	-10 + 90	<b>10 600</b>
7510	CP335 / 10	325	150	M 3/4" Gas	1,5	3,0	-10 + 90	<b>11 100</b>
7512	CP335 / 12	325	170	M 3/4" Gas	1,5	3,0	-10 + 90	<b>11 700</b>
7405/001	CP364 / 5	364	59	M 3/8" Gas	1,0	3,0	-10 + 90	<b>15 000</b>
7407/001	CP364 / 7	364	92	M 3/8" Gas	1,0	3,0	-10 + 90	<b>15 100</b>
7606	CP387 / 6	387	93	M 3/4" Gas	1,5	3,0	-10 + 90	<b>11 300</b>
7607	CP387 / 7	387	97	M 3/4" Gas	1,5	3,0	-10 + 90	<b>11 800</b>
7608	CP387 / 8	387	110	M 3/4" Gas	1,5	3,0	-10 + 90	<b>12 300</b>
7610	CP387 / 10	387	128	M 3/4" Gas	1,5	3,0	-10 + 90	<b>12 800</b>
7612	CP387 / 12	387	142	M 3/4" Gas	1,5	3,0	-10 + 90	<b>13 600</b>
7614	CP387 / 14	387	170	M 3/4" Gas	1,5	3,0	-10 + 90	<b>14 300</b>
7618	CP387 / 18 CE	387	181	M 3/4" Gas	1,5	3,0	-10 + 90	<b>15 000</b>
760692	CP392 / 6	392	61	M 3/8" Gas	1,0	3,0	-10 + 90	<b>12 600</b>
760892	CP392 / 8	392	76	M 3/8" Gas	1,0	3,0	-10 + 90	<b>12 700</b>
761092	CP392 / 10	392	90	M 3/8" Gas	1,0	3,0	-10 + 90	<b>12 800</b>
7706	CP416 / 6	416	65	M 3/8" Gas	1,5	3,0	-10 + 90	<b>15 100</b>
7708	CP418 / 8	416	79	M 3/8" Gas	1,5	3,0	-10 + 90	<b>15 200</b>
7710	CP416 / 10	416	90	M 1/2" Gas	1,5	3,0	-10 + 90	<b>15 400</b>
7712	CP416 / 12	416	108	M 1/2" Gas	1,5	3,0	-10 + 90	<b>16 500</b>

## Méreték

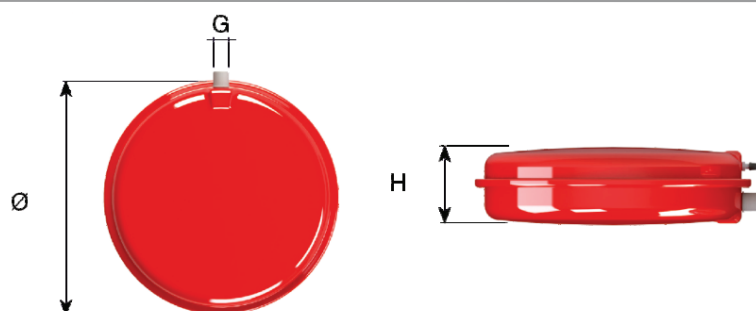
CP 335



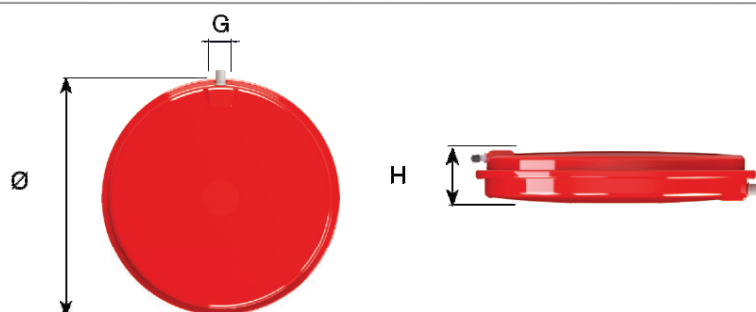
CP 364



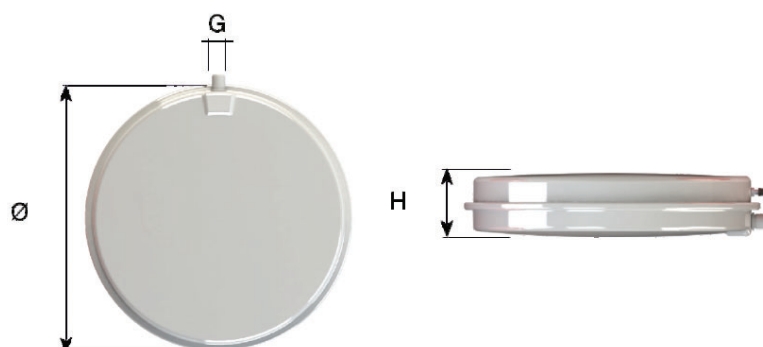
CP 387



CP 392




CP 416





Szögletes alakú lapos fűtési tartályok  
kazánokhoz

RP

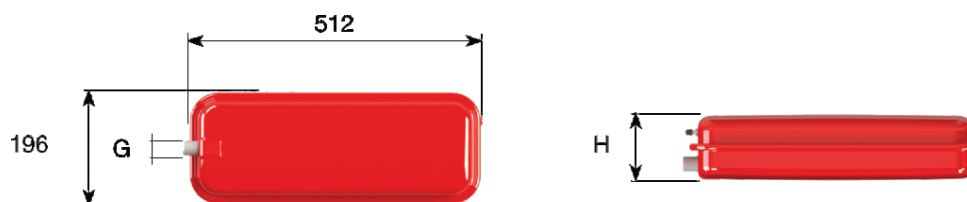


- 1 Tartálytest
- 2 Tartályszelep
- 3 Gumimembrán
- 4 Csatlakozás

Kód	Típus	Átmérő	Magasság	Csatlakozás	Előnyomás	Maximális nyomás	Hőmérséklet	Nettó ár
		ø mm	(H) mm	G	Bar	Bar	°C	
9106	RP200 / 6	196x512	100	M 3/4" Gas	1,5	3,0	-10 + 90	<b>12 100</b>
9108	RP200 / 8	196x512	113	M 3/4" Gas	1,5	3,0	-10 + 90	<b>12 200</b>
9110	RP200 / 10	196x512	128	M 3/4" Gas	1,5	3,0	-10 + 90	<b>13 100</b>
9112	RP200 / 12	196x512	146	M 3/4" Gas	1,5	3,0	-10 + 90	<b>13 800</b>
9206	RP220 x 450 / 6	220x448	67	M 3/8" Gas	1,0	3,0	-10 + 90	<b>14 300</b>
9208	RP220 x 450 / 8	220x448	87	M 3/8" Gas	1,0	3,0	-10 + 90	<b>15 000</b>
9210	RP220 x 450 / 10	220x448	125	M 3/8" Gas	1,0	3,0	-10 + 90	<b>15 800</b>
9606	RP220 x 550 / 6	220x550	62	M 3/8" Gas	1,0	3,0	-10 + 90	<b>15 600</b>
9608	RP220 x 550 / 8	220x550	80	M 3/8" Gas	1,0	3,0	-10 + 90	<b>16 300</b>
9610	RP220 x 550 / 10	220x550	92	M 3/8" Gas	1,0	3,0	-10 + 90	<b>17 900</b>
9612	RP220 x 550 / 12	220x550	107	M 3/8" Gas	1,0	3,0	-10 + 90	<b>19 500</b>
9306	RP238 / 6	238x516	70	M 3/8" Gas	1,5	3,0	-10 + 90	<b>16 500</b>
9308	RP238 / 8	238x516	80	M 3/8" Gas	1,5	3,0	-10 + 90	<b>17 100</b>
9310	RP238 / 10	238x516	100	M 3/8" Gas	1,5	3,0	-10 + 90	<b>19 000</b>
9312	RP238 / 12	238x516	120	M 3/8" Gas	1,5	3,0	-10 + 90	<b>20 600</b>
9314	RP238 / 14	238x516	141	M 3/8" Gas	1,5	3,0	-10 + 90	<b>22 200</b>
9406	RP250 / 6	250x438	65	M 3/8" Gas	1,5	3,0	-10 + 90	<b>14 600</b>
9408	RP250 / 8 v.90°	250x438	86	M 3/8" Gas	1,5	3,0	-10 + 90	<b>15 100</b>
9410	RP250 / 10	250x438	105	M 3/8" Gas	1,5	3,0	-10 + 90	<b>15 900</b>
9412	RP250 / 12	250x438	115	M 3/8" Gas	1,5	3,0	-10 + 90	<b>17 100</b>
9508	RP350 / 8	344x436	73	M 3/8" Gas	1,5	3,0	-10 + 90	<b>22 400</b>
9510	RP350 / 10	344x436	88	M 3/8" Gas	1,5	3,0	-10 + 90	<b>23 300</b>
9512	RP350 / 12	344x436	98	M 3/8" Gas	1,5	3,0	-10 + 90	<b>24 100</b>
9514	RP350 / 14	344x436	116	M 1/2" Gas	1,5	3,0	-10 + 90	<b>26 100</b>
9518	RP350 CE / 18	344x436	152	M 3/4" Gas	1,5	3,0	-10 + 90	<b>28 400</b>
9524	RP350 CE / 24	344x436	184	M 3/4" Gas	1,5	3,0	-10 + 90	<b>32 200</b>

## Méreték

**RP 200**



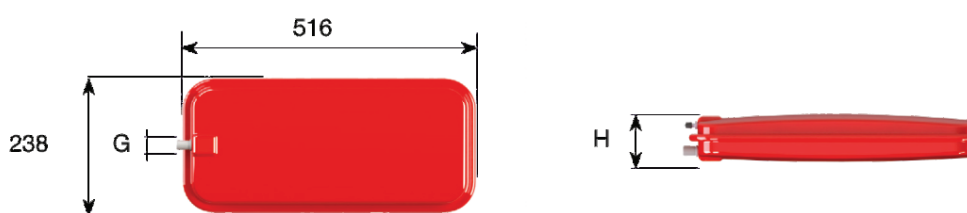
**RP 220 × 450**



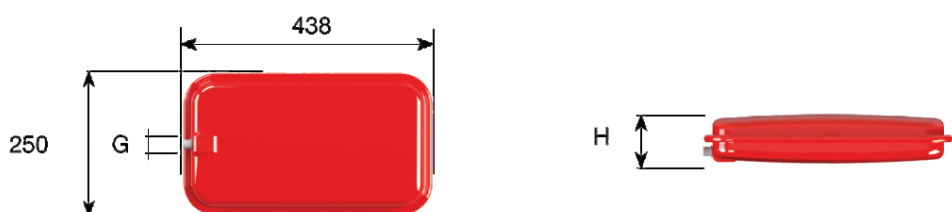
**RP 220 × 550**



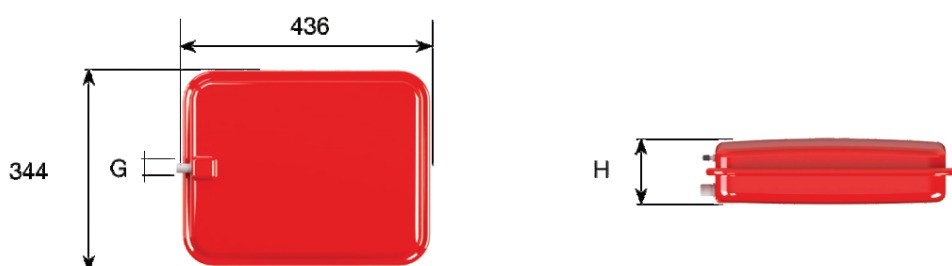
**RP 238**




**RP 250**



**RP 350**





- 1 Tartálytest
- 2 Gumimembrán
- 3 Tartályszelep
- 4 PP védőlemez
- 5 Csatlakozás
- 6 Tartályvég

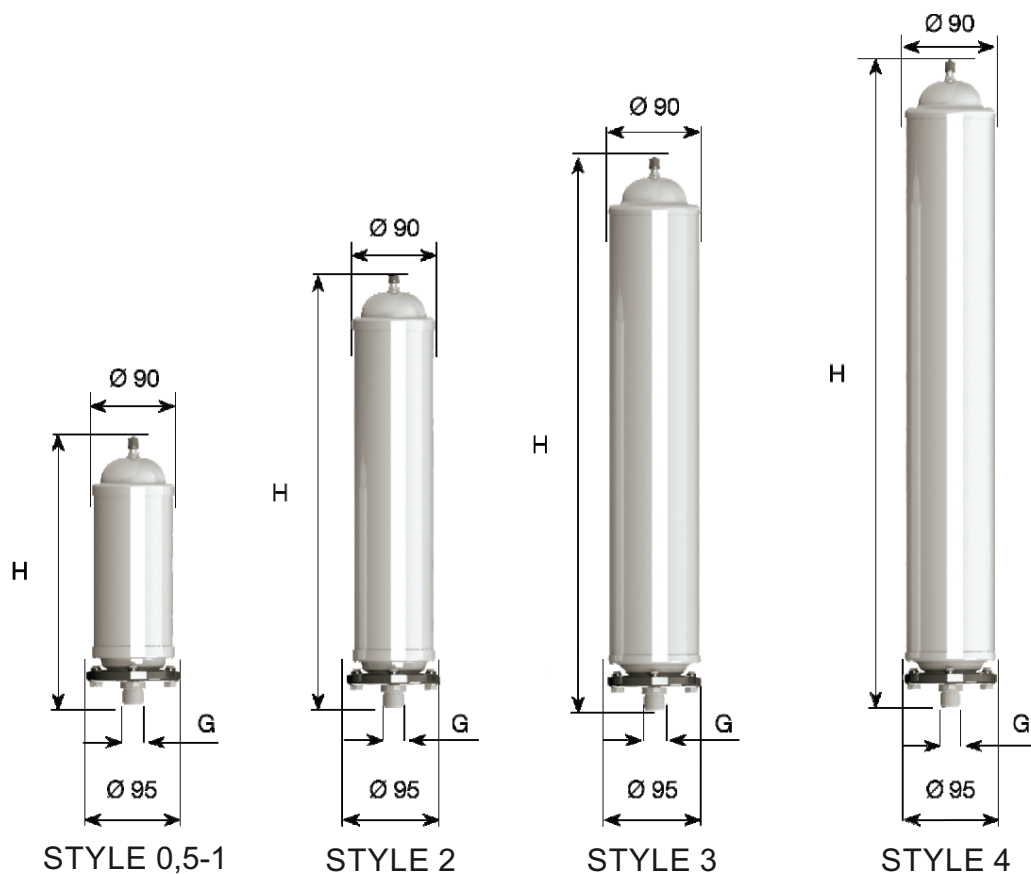
Kód	Típus	Átmérő	Magasság	Csatlakozás	Előnyomás	Maximális nyomás	Hőmérséklet	Nettó ár
		ø mm	(H) mm	G	Bar	Bar	°C	
45005	STYLE 0,5	80	198	M 1/2" Gas	3,5	16,0	-10 + 100	<b>11 300</b>
4501	STYLE 1	80	270	M 1/2" Gas	3,5	16,0	-10 + 100	<b>11 400</b>
4502	STYLE 2	80	440	M 1/2" Gas	3,5	16,0	-10 + 100	<b>14 200</b>
450201	STYLE 2 d.90	90	335	M 1/2" Gas	3,5	16,0	-10 + 100	<b>14 100</b>
4503	STYLE 3	90	560	M 1/2" Gas	3,5	16,0	-10 + 100	<b>16 700</b>
4503120	STYLE 3 d.120	120	300	M 1/2" Gas	3,5	16,0	-10 + 100	<b>12 600</b>
4504	STYLE 4	90	655	M 1/2" Gas	3,5	10,0	-10 + 100	<b>19 700</b>
4504120	STYLE 4 d.120	120	400	M 1/2" Gas	3,5	10,0	-10 + 100	<b>17 200</b>
4505	STYLE 5	120	505	M 1/2" Gas	3,5	10,0	-10 + 100	<b>19 400</b>
4506	STYLE CE 6	120	600	M 1/2" Gas	3,5	10,0	-10 + 100	<b>20 600</b>
4508120	STYLE CE 8 d.120	120	760	M 1/2" Gas	3,5	10,0	-10 + 100	<b>20 400</b>
4508	STYLE CE 8	160	515	M 1/2" Gas	3,5	10,0	-10 + 100	<b>23 100</b>
4512	STYLE CE 12	160	650	M 3/4" Gas	3,5	10,0	-10 + 100	<b>24 000</b>
4515	STYLE CE 15	160	750	M 3/4" Gas	3,5	10,0	-10 + 100	<b>25 900</b>
4518	STYLE CE 18	220	570	M 3/4" Gas	3,5	10,0	-10 + 100	<b>28 200</b>



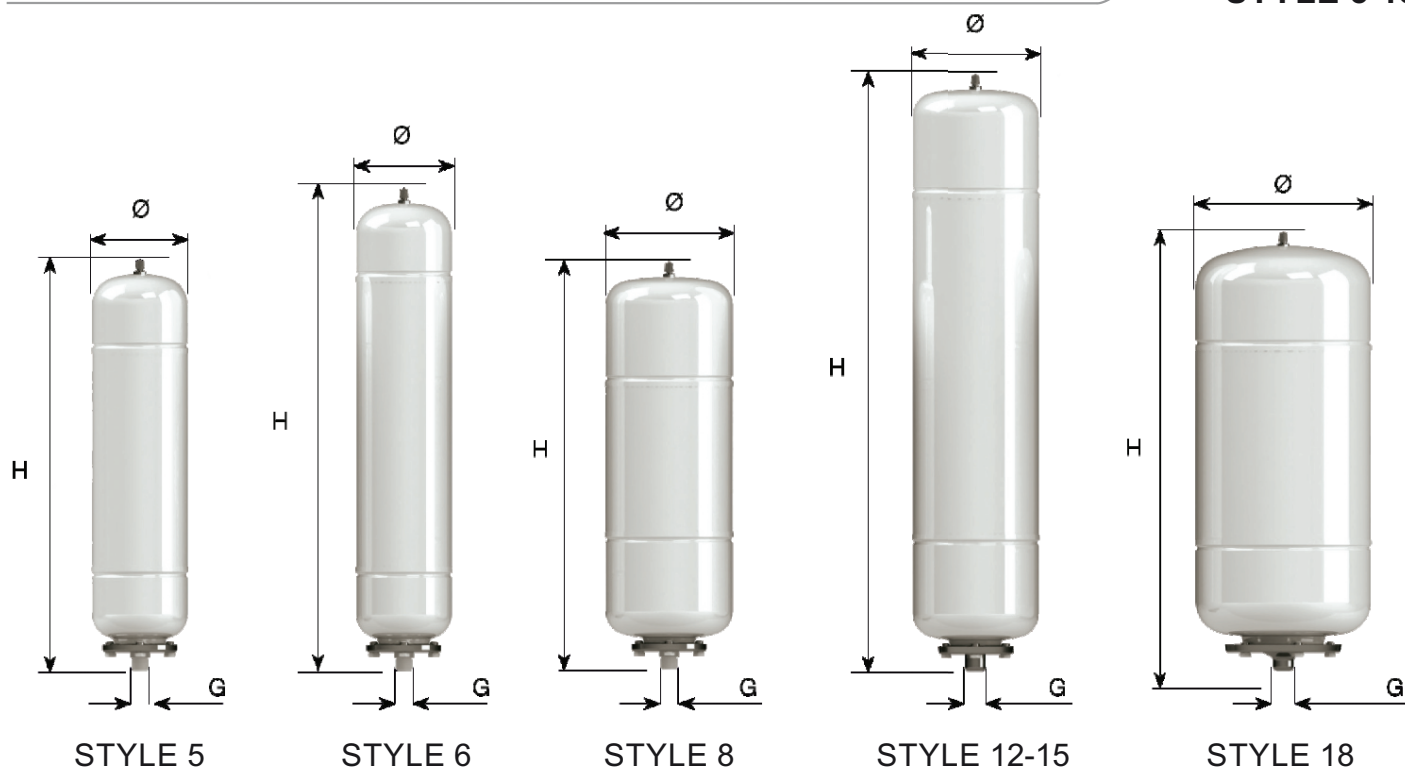
# STYLE

## Méreték

### STYLE 0,5-4



### STYLE 5-18



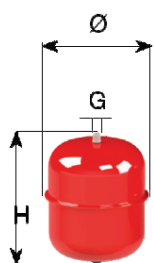


- 1 Csatlakozás
- 2 Gumimembrán
- 3 Tartálytest
- 4 Tartóláb
- 5 Tartályszelep

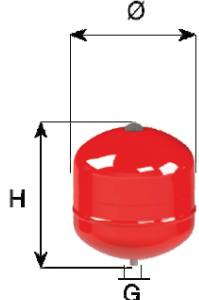
Kód	Típus	Átmérő	Magasság	Csatlakozás	Előnyomás	Maximális nyomás	Hőmérséklet	Nettó ár
		ø mm	(H) mm	G	Bar	Bar	°C	
820006	ERE 6	245	250	M 3/4" Gas	1,5	4,0	-10 + 100	<b>8 400</b>
820008	ERE 8	245	280	M 3/4" Gas	1,5	4,0	-10 + 100	<b>8 700</b>
820010	ERE 10	245	330	M 3/4" Gas	1,5	4,0	-10 + 100	<b>9 300</b>
820012	ERE 12	285	325	M 3/4" Gas	1,5	4,0	-10 + 100	<b>10 400</b>
820018	ERE CE 18	285	395	M 3/4" Gas	1,5	3,5	-10 + 100	<b>11 400</b>
820024	ERE CE 24	325	420	M 3/4" Gas	1,5	3,5	-10 + 100	<b>14 000</b>
820035	ERE CE 35	380	455	M 3/4" Gas	1,5	5,0	-10 + 100	<b>19 100</b>
820035/002	ERE CE 35 cp	380	435	M 3/4" Gas	1,5	5,0	-10 + 100	<b>20 700</b>
820035/003	ERE CE 35 cs	380	455	M 3/4" Gas	1,5	5,0	-10 + 100	<b>20 700</b>
820050	ERE CE 50	380	590	M 3/4" Gas	1,5	6,0	-10 + 100	<b>23 500</b>
820050/001	ERE CE 50 cb	380	630	M 3/4" Gas	1,5	6,0	-10 + 100	<b>27 600</b>
820050/002	ERE CE 50 cp	380	565	M 3/4" Gas	1,5	6,0	-10 + 100	<b>25 200</b>
820080	ERE CE 80	460	690	M 3/4" Gas	1,5	6,0	-10 + 100	<b>39 600</b>
820100	ERE CE 100	460	810	M 3/4" Gas	1,5	6,0	-10 + 100	<b>47 300</b>
820150	ERE CE 150	510	970	M 1" Gas	1,5	6,0	-10 + 100	<b>67 300</b>
820200	ERE CE 200	590	985	M 1" Gas	1,5	6,0	-10 + 100	<b>87 900</b>
820250	ERE CE 250	590	1230	M 1" Gas	1,5	6,0	-10 + 100	<b>98 300</b>
820300	ERE CE 300	650	1220	M 1" Gas	1,5	6,0	-10 + 100	<b>113 100</b>
820400/001	ERE CE 400	650	1550	M 1" Gas	2,5	6,0	-10 + 100	<b>175 800</b>
820500	ERE CE 500	750	1535	M 1" Gas	2,5	6,0	-10 + 100	<b>207 800</b>
820600	ERE CE 600	750	1775	M 1" Gas	2,5	6,0	-10 + 100	<b>258 900</b>
820700	ERE CE 700	750	1930	M 1" Gas	2,5	6,0	-10 + 100	<b>301 400</b>
820750/001	ERE CE 750 d.750	750	2015	M 1" Gas	2,5	6,0	-10 + 100	<b>357 700</b>
<b>Membrántartó csavarral</b>								
820750	ERE CE 750	800	1850	F 2" Gas	2,5	8,0	-10 + 100	<b>840 800</b>
821000/020	ERE CE 1000	800	2130	F 2,5" Gas	2,5	8,0	-10 + 100	<b>927 400</b>
821500	ERE CE 1500	1000	2130	F 2,5" Gas	2,5	8,0	-10 + 100	<b>1 349 700</b>
822000	ERE 2000	1100	2550	F 2,5" Gas	2,5	8,0	-10 + 100	<b>1 973 900</b>
822500	ERE 2500	1100	2845	F 2,5" Gas	2,5	8,0	-10 + 100	<b>árajánlat</b>
823000	ERE 3000	1250	2930	F 2,5" Gas	2,5	8,0	-10 + 100	<b>árajánlat</b>
824000	ERE 4000	1450	3030	F 2,5" Gas	2,5	8,0	-10 + 100	<b>árajánlat</b>
825000	ERE 5000	1450	3800	F 2,5" Gas	2,5	8,0	-10 + 100	<b>árajánlat</b>

## Méretetek

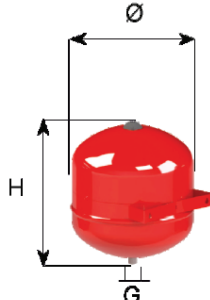
### ERE 6-50



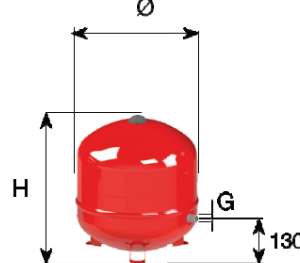
ERE 6-24



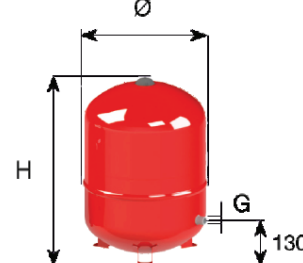
ERE 35-50



ERE 35 CS

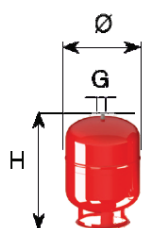


ERE 35 CP

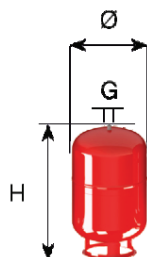


ERE 50 CP

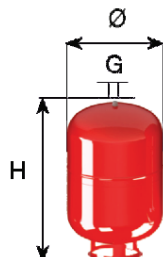
### ERE 50-400



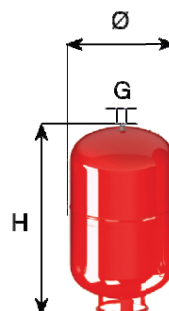
ERE 50 CB - 80



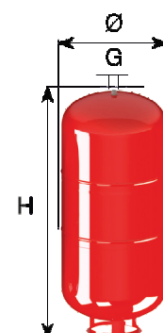
ERE 100-150



ERE 200-250

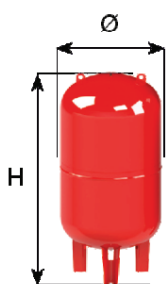


ERE 300

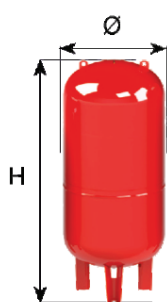


ERE 400

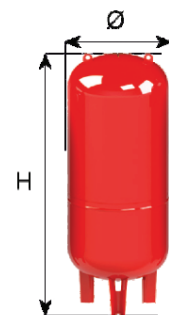
### ERE 500-750



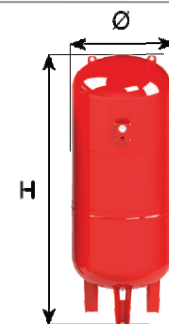
ERE 500



ERE 600

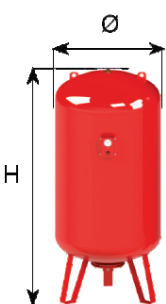


ERE 700

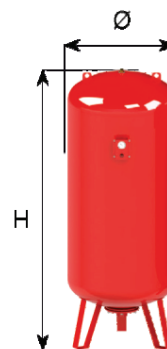


ERE 750

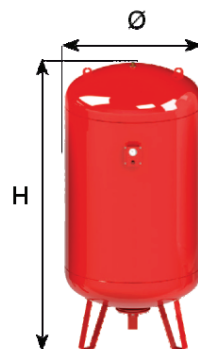
### ERE 750-2500



ERE 750



ERE 1000



ERE 1500



ERE 2000



ERE 2500

# TARTÁLYVÉG



**Tartályvég 5 csavarral**



**Tartályvég 4 csavarral**

Kód	Modellekhez használható	Csatlakozás	Átmérő	Nettó ár
			ø mm	
0507609520/12	STYLE 0,5-1-2-3-4-5-6-8 CAR 0,6-1-2 ACS 1-1,5-2	1/2"	95	<b>1 400</b>
0507609520/34	SOLAR 8-12 ACS 3-5-8-12 AFC 3-5-8-12 AFC/CAR 8-12 cf.d.95	3/4"	95	<b>1 400</b>
0507615020/34	SOLAR 18-24 ACS 16-18-24 - AS 24 AFC 16-18-24 - AF 24 - AFOSB 20-24	3/4"	150	<b>2 500</b>
050751503/034	AFC/CAR 8-12 cf.d. 150 AFC/CAR 18-24	3/4"	150	<b>5 400</b>
0507615020/10	ACS 16-18-24 - AS 24 AFC 24 - AF 24 - AFOSB 20-24 AFE 35-50-60-80-100 AFESB 50-60-80-100	1"	150	<b>2 500</b>
050751503/10	AFE/CAR 35-50-60	1"	150	<b>5 900</b>
050751503/10	AFE-AFESB 150	1"	150	<b>5 900</b>
050751505/10	AFE/CAR 80-100-150	1"	150	<b>8 400</b>
050751503/114	AFE 200 BP - AFESB 200 BP	5/4"	150	<b>7 300</b>
050762504/114	AFE-AFESB 200-300-500	5/4"	258	<b>18 900</b>
050752506/114	AFE/CAR 200-300-500	5/4"	258	<b>18 900</b>
050752506/200	AFE-AFE/CAR-ERE 750	F 2"	258	<b>33 900</b>
050752506/212	AFE-AFE/CAR-ERE 1000-1500-2000-2500	F 2,5"	258	<b>36 200</b>
0503400/212	AFE-AFE/CAR-ERE 3000-4000-5000	F 2,5"	400	<b>322 200</b>

# GUMIMEMBRÁN

Kód	Modellekhez használható	Átmérő	Nettó ár
		ø mm	
020100203/001	STYLE 0,5-1	65	<b>1 700</b>
020100203	STYLE 2-3	65	<b>4 800</b>
020100303	AFC 3-5	65	<b>2 000</b>
020100303	ACS 1-2-3-5	65	<b>2 000</b>
020100403	STYLE 4-6 - STYLE 8 d.160	65	<b>6 700</b>
020100803	ACS-AFC-SOLAR 8 - ACS 5 d.160	65	<b>2 400</b>
020100803/001	STYLE 8 d.120	65	<b>8 400</b>
020101802/26	ACS-AFC 12 - AFC/CAR 8-12 BP	65	<b>3 000</b>
020101802/26	SOLAR 12	65	<b>3 000</b>
020100803/001	STYLE 12-15	65	<b>8 400</b>
020103502	STYLE 18	100	<b>6 600</b>
020102402	AFC 16-18-24	110	<b>2 500</b>
020102402	AF 24	110	<b>2 500</b>
020102402	AFOSB 20-24	110	<b>2 500</b>
020102403	SOLAR 18-24	110	<b>4 700</b>
020102403	AFC/CAR 8-12-18-24	110	<b>4 700</b>
020102402/26	AS 24	110	<b>4 300</b>
020102402/26	ACS 16-18-24	110	<b>4 300</b>
020103502	AFE 35	110	<b>6 600</b>
020103502	AFE-AFESB 50	110	<b>6 600</b>
020103502	AFE/CAR 35-50	110	<b>6 600</b>
020106002/001	AFE-AFESB 60-80-100	110	<b>14 300</b>
020200802/CF	AFE-AFESB 60-80 ct	110	<b>14 400</b>
020200802/CF	AFE/CAR 60-80	110	<b>14 400</b>
020201002	AFE-AFESB 100 ct	110	<b>17 400</b>
020201002	AFE/CAR 100	110	<b>17 400</b>
020201502	AFE-AFESB 150-200 BP	110	<b>31 100</b>
020201502	AFE/CAR 150	110	<b>31 100</b>
020202002	AFE-AFESB-AFE/CAR 200	202	<b>45 100</b>
020203002	AFE-AFESB 300	202	<b>45 900</b>
020203002	AFE/CAR 300	202	<b>45 900</b>
020204502	AFE 450	202	<b>72 700</b>
020207502	AFE-AFESB 500	202	<b>72 700</b>
020207502	AFE/CAR 500	202	<b>72 700</b>
020205002	AFE-ERE 750-1000-1500 BP	202	<b>133 700</b>
020205002	AFE 750 d750	202	<b>133 700</b>
020210002	AFE-ERE 1000-1500	250	<b>194 700</b>
02022000/001	AFE-ERE 2000	202	<b>árajánlat</b>
0202250000	AFE-ERE 2500	202	<b>árajánlat</b>
0202300000	AFE-ERE 3000	312	<b>árajánlat</b>
0202400000	AFE-ERE 4000	312	<b>árajánlat</b>
0202500000	AFE-ERE 5000	312	<b>árajánlat</b>



Függesztőcsavarral



Függesztőcsavarral



**Gumimembrán  
függesztőcsavarral**



Via Caprera 13,  
31030 Castello di Godego, Treviso - Italy,  
Tel. +39 0423 760009,  
Fax +39 0423 760025,  
[cimm-comit@cimmspa.com](mailto:cimm-comit@cimmspa.com),  
[www.cimmspa.com](http://www.cimmspa.com)



Fecske utca 3,  
6120 Kiskunmajsa - Hungary,  
Tel. +36 77 481 222,  
Fax +36 77 483 310,  
[hidroszer@hidroszer.hu](mailto:hidroszer@hidroszer.hu),  
[www.hidroszer.hu](http://www.hidroszer.hu)