

SCM 4 PLUS

PUMPS FOR OPEN AND DRILLED WELLS



- Maximum rigidity and resistance to water hammer
- Strong resistance to the abrasive action of sand
- Excellent hydraulic efficiency

DESCRIPTION

SCM 4 PLUS submersible pumps consist of a multi-stage pumping unit directly coupled to a submersed motor. Particularly suitable for lifting from deep wells with \varnothing 4" (100 mm).

APPLICATIONS

- Lifting of water from boreholes.
- Pressurization systems and irrigation
- Irrigation for agricultural use.
- Aqueducts for drinking water.
- Lifting and supply of tanks and pressurization autoclaves, for civil and industrial systems.

MECHANICAL DATA

Shaft	Hexagonal in stainless steel X10 CrNiS1809 (AISI 303) with ceramic insert at point of wear	Diffuser	Polycarbonate with ceramic insert at point of wear
Impeller	Acetal resin	Type of liquid	Clean, non-aggressive, non-explosive, free of solid particles.
Pump housing	Stainless steel X5 CrNi 1810 (AISI 304)	Temperature of the liquid max.	35 °C
Submersible	Yes		

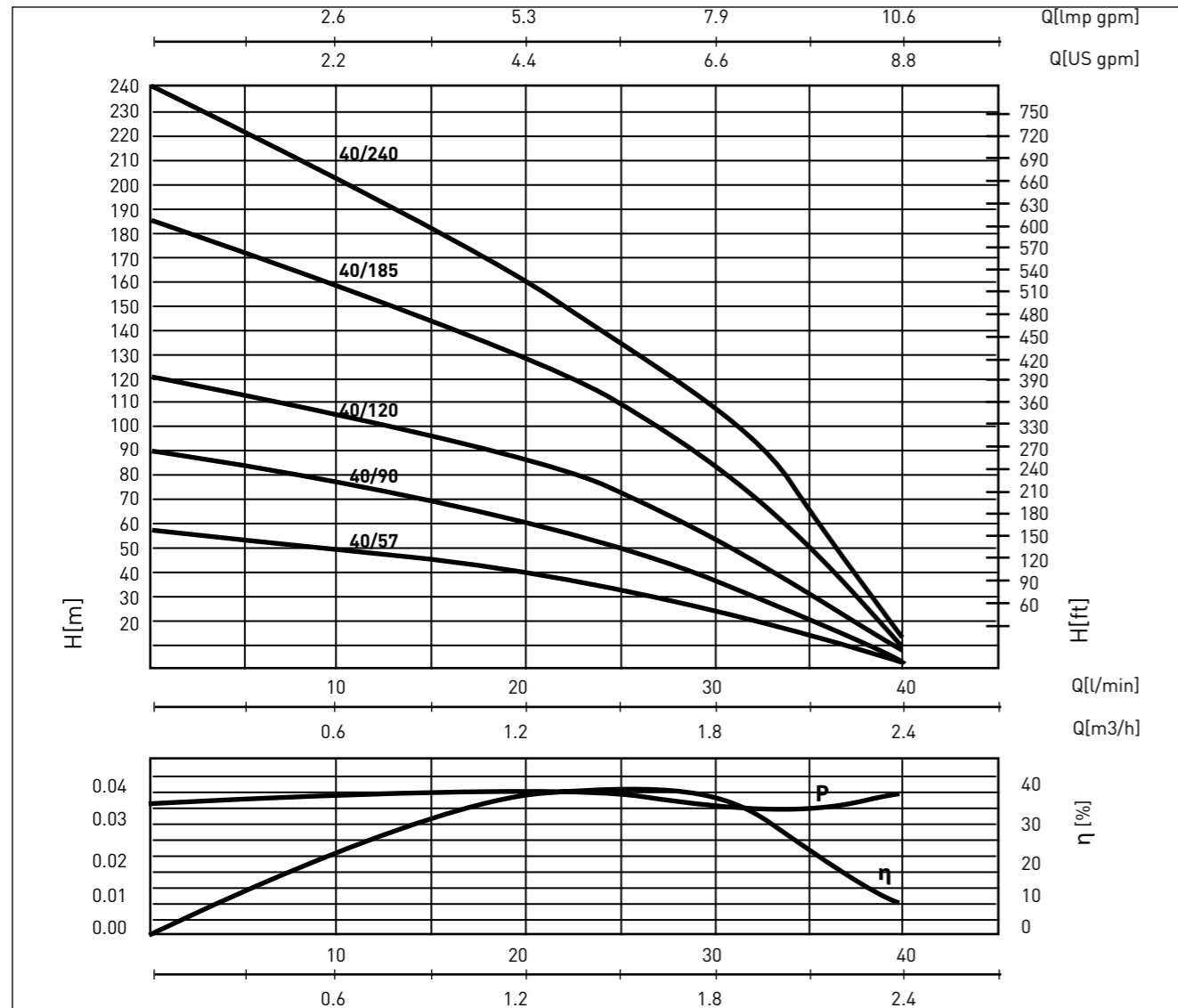
ELECTRICAL DATA

Type of enclosure	IP 68	Rotation speed	2850 rpm
Insulation class	B		

SCM 4 PLUS 40

PUMPS FOR OPEN AND DRILLED WELLS

PERFORMANCE



The power curve refers to the shaft power per stage. % indicates the hydraulic yield of the pump MEI ≥ 0.4 - Reference MEI ≥ 0.70 - The information on the reference efficiency is available at the address: www.europump.org/efficiencycharts

Type	Flow rate Q [m³/h]	0.6	1.2	1.8	2.4
SCM4 Plus 40/57-M+40/57-T	Delivery head H [m]	49	41	26	3
SCM4 Plus 40/90-M+40/90-T		76	64	40	4
SCM4 Plus 40/120-M+40/120-T		104	86	55	7
SCM4 Plus 40/185-M+40/185-T		158	130	85	10
SCM4 Plus 40/240-M+40/240-T		205	160	110	12

SCM 4 PLUS 40

PUMPS FOR OPEN AND DRILLED WELLS

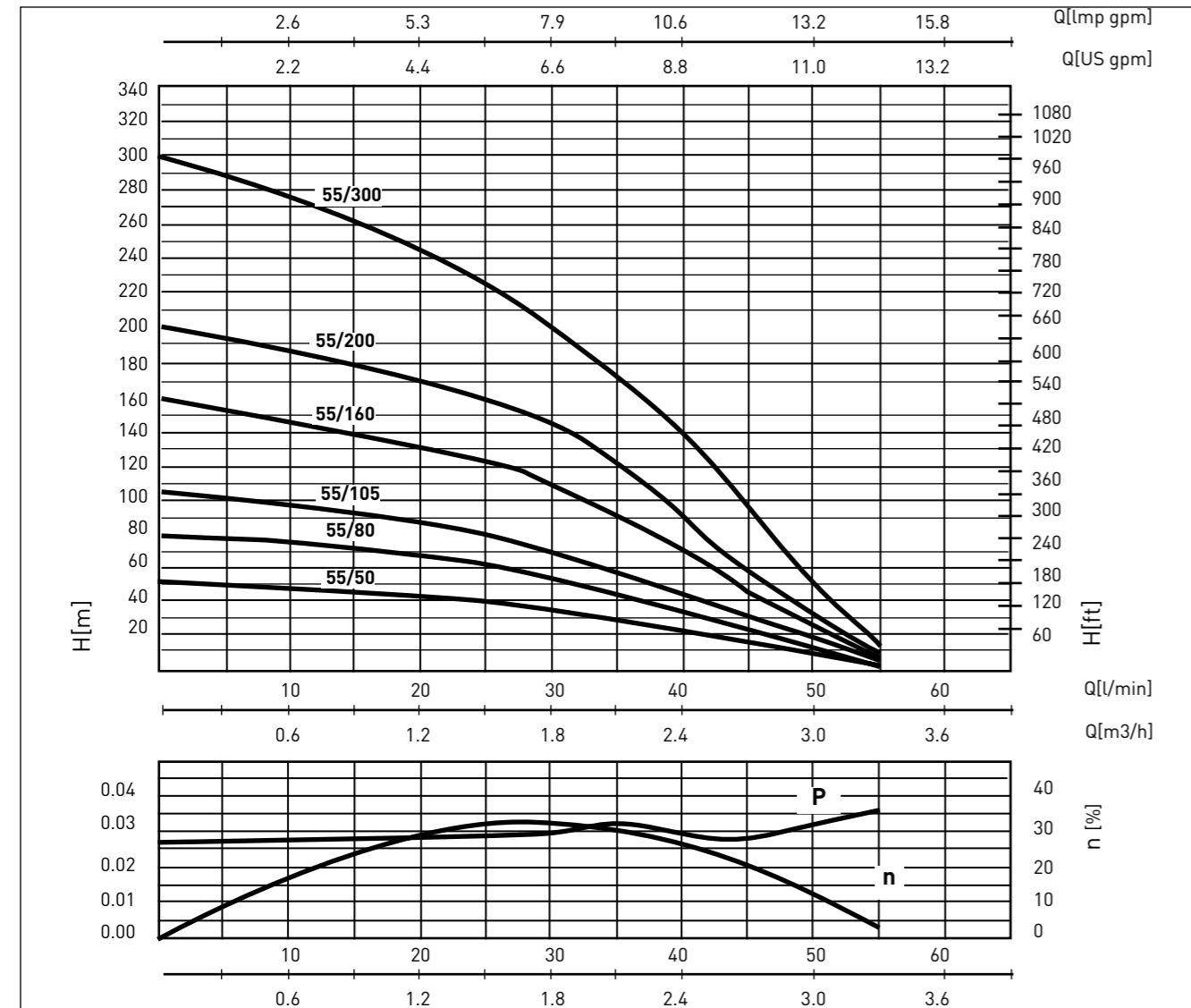
SCM 4 PLUS 40

Type	Code No.	Voltage	Motor rating P2	Current	N. stages	Weight
SCM4 Plus 40/57-M	N3181000	1/N/PE~230 V	0.37 kW	3.4 A	9	11.8 kg
SCM4 Plus 40/57-T	N3181010	3/N/PE~400 V	0.37 kW	1.2 A	9	10.8 kg
SCM4 Plus 40/90-M	N3181020	1/N/PE~230 V	0.55 kW	4.4 A	14	14.0 kg
SCM4 Plus 40/90-T	N3181030	3/N/PE~400 V	0.55 kW	1.7 A	14	12.7 kg
SCM4 Plus 40/120-M	N3181040	1/N/PE~230 V	0.75 kW	5.9 A	19	16.1 kg
SCM4 Plus 40/120-T	N3181050	3/N/PE~400 V	0.75 kW	2.2 A	19	14.9 kg
SCM4 Plus 40/185-M	N3181060	1/N/PE~230 V	1.10 kW	7.8 A	29	19.2 kg
SCM4 Plus 40/185-T	N3181070	3/N/PE~400 V	1.10 kW	3.0 A	29	17.9 kg
SCM4 Plus 40/240-M	N3181080	1/N/PE~230 V	1.50 kW	10.2 A	30	22.2 kg
SCM4 Plus 40/240-T	N3181090	3/N/PE~400 V	1.50 kW	4.0 A	30	20.8 kg

SCM 4 PLUS 55

PUMPS FOR OPEN AND DRILLED WELLS

PERFORMANCE



The power curve refers to the shaft power per stage. % indicates the hydraulic yield of the pump MEI ≥ 0.4 - Reference MEI ≥ 0.70 - The information on the reference efficiency is available at the address: www.europump.org/efficiencycharts

Type	Flow rate Q [m ³ /h]	0.6	1.2	1.8	2.4	3
SCM4 Plus 55/50-M+55/50-T	Delivery head H [m]	47	42	36	23	8
SCM4 Plus 55/80-M+55/80-T		75	66	55	35	12
SCM4 Plus 55/105-M+55/105-T		98	87	72	46	12
SCM4 Plus 55/160-M+55/160-T		145	132	110	70	24
SCM4 Plus 55/200-M+55/200-T		187	169	145	90	30
SCM4 Plus 55/300-T		278	244	200	140	50

SCM 4 PLUS 55

PUMPS FOR OPEN AND DRILLED WELLS

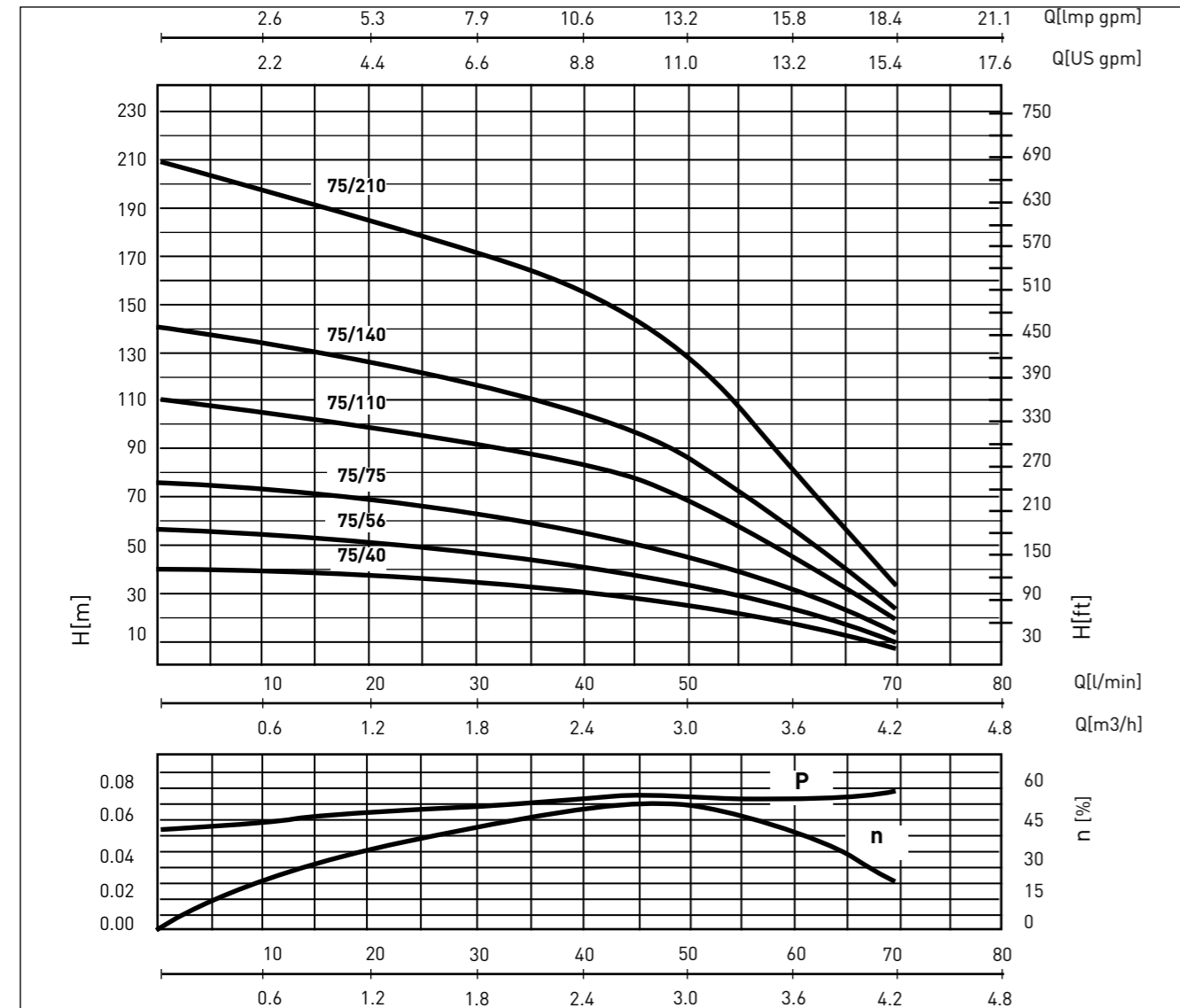
SCM 4 PLUS 55

Type	Code No.	Voltage	Motor rating P2	Current	N. stages	Weight
SCM4 Plus 55/50-M	N3182000	1/N/PE~230 V	0.37 kW	3.4 A	6	11.3 kg
SCM4 Plus 55/50-T	N3182010	3/N/PE~400 V	0.37 kW	1.2 A	6	10.3 kg
SCM4 Plus 55/80-M	N3182020	1/N/PE~230 V	0.55 kW	4.4 A	10	13.1 kg
SCM4 Plus 55/80-T	N3182030	3/N/PE~400 V	0.55 kW	1.7 A	10	11.8 kg
SCM4 Plus 55/105-M	N3182040	1/N/PE~230 V	0.75 kW	5.9 A	12	14.9 kg
SCM4 Plus 55/105-T	N3182050	3/N/PE~400 V	0.75 kW	2.2 A	12	13.7 kg
SCM4 Plus 55/160-M	N3182060	1/N/PE~230 V	1.10 kW	7.8 A	18	17.3 kg
SCM4 Plus 55/160-T	N3182070	3/N/PE~400 V	1.10 kW	3.0 A	18	16.0 kg
SCM4 Plus 55/200-M	N3182080	1/N/PE~230 V	1.50 kW	10.2 A	24	19.8 kg
SCM4 Plus 55/200-T	N3182090	3/N/PE~400 V	1.50 kW	4.0 A	24	18.4 kg
SCM4 Plus 55/300-T	N3182100	3/N/PE~400 V	2.20 kW	5.6 A	37	22.3 kg

SCM 4 PLUS 75

PUMPS FOR OPEN AND DRILLED WELLS

PERFORMANCE



The power curve refers to the shaft power per stage. % indicates the hydraulic yield of the pump MEI ≥ 0.4 - Reference MEI ≥ 0.70 - The information on the reference efficiency is available at the address: www.europump.org/efficiencycharts

Type	Flow rate Q [m³/h]	1.2	1.8	2.4	3	3.6
SCM4 Plus 75/40-M+75/40-T	Delivery head H [m]	36	33	28	23	15
SCM4 Plus 75/56-M+75/56-T		50	45	40	32	21
SCM4 Plus 75/75-M+75/75-T		67	62	55	45	30
SCM4 Plus 75/110-M+75/110-T		100	92	82	68	44
SCM4 Plus 75/140-M+75/140-T		127	116	105	86	57
SCM4 Plus 75/210-T		186	170	155	130	80

SCM 4 PLUS 75

PUMPS FOR OPEN AND DRILLED WELLS

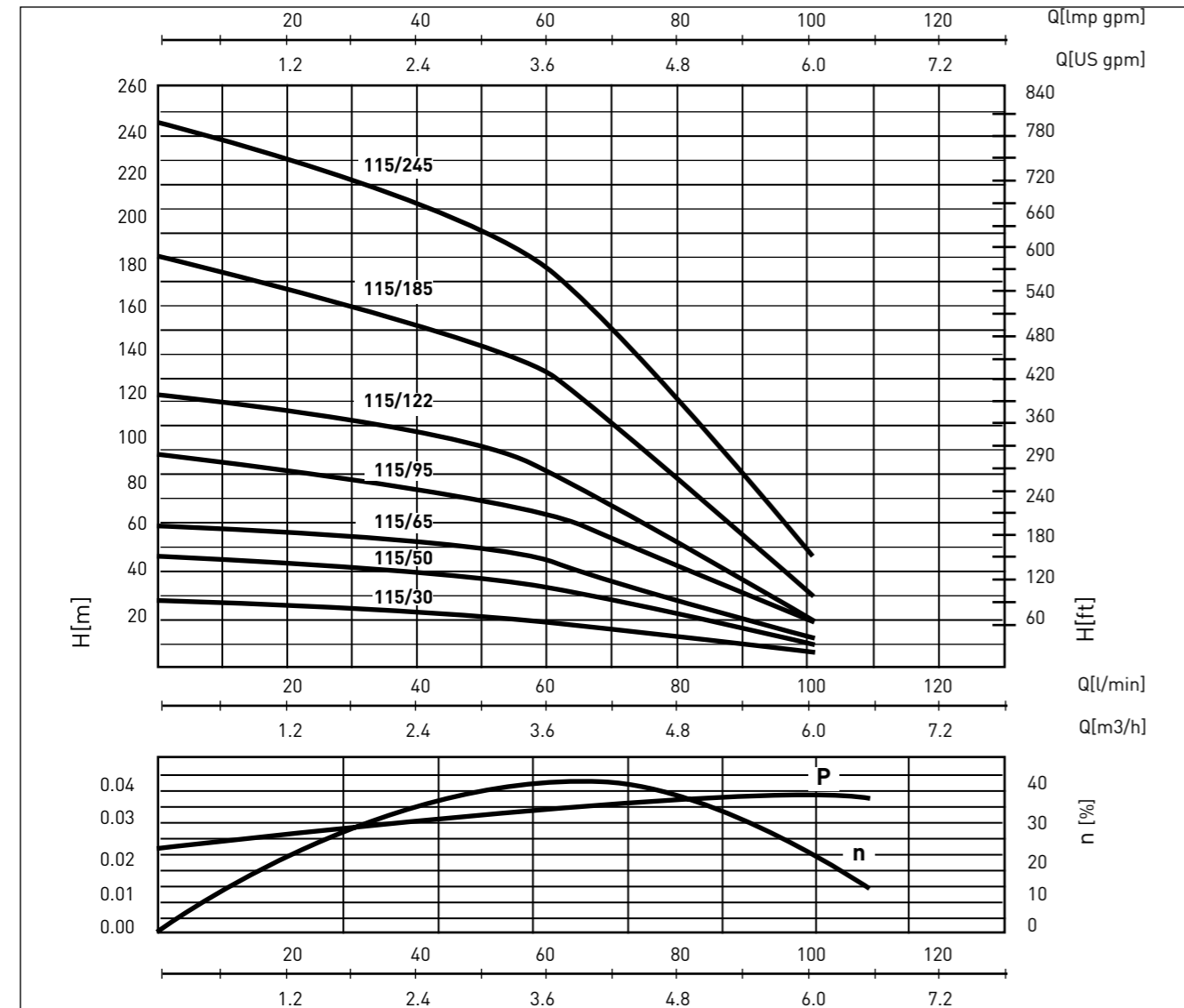
SCM 4 PLUS 75

Type	Code No.	Voltage	Motor rating P2	Current	N. stages	Weight
SCM4 Plus 75/40-M	N3183000	1/N/PE~230 V	0.37 kW	3.4 A	6	11.2 kg
SCM4 Plus 75/40-T	N3183010	3/N/PE~400 V	0.37 kW	1.2 A	6	10.2 kg
SCM4 Plus 75/56-M	N3183020	1/N/PE~230 V	0.55 kW	4.4 A	8	12.9 kg
SCM4 Plus 75/56-T	N3183030	3/N/PE~400 V	0.55 kW	1.7 A	8	11.6 kg
SCM4 Plus 75/75-M	N3183040	1/N/PE~230 V	0.75 kW	5.9 A	11	14.8 kg
SCM4 Plus 75/75-T	N3183050	3/N/PE~400 V	0.75 kW	2.2 A	11	13.6 kg
SCM4 Plus 75/75-T	N3186140	3/N/PE~230 V	0.75 kW	3.8 A	11	13.6 kg
SCM4 Plus 75/110-M	N3183060	1/N/PE~230 V	1.10 kW	7.8 A	16	17.1 kg
SCM4 Plus 75/110-T	N3183070	3/N/PE~400 V	1.10 kW	3.0 A	16	15.8 kg
SCM4 Plus 75/140-M	N3183080	1/N/PE~230 V	1.50 kW	10.2 A	20	19.4 kg
SCM4 Plus 75/140-T	N3183090	3/N/PE~400 V	1.50 kW	4.0 A	20	18.0 kg
SCM4 Plus 75/210-T	N3183100	3/N/PE~400 V	2.20 kW	5.6 A	30	21.5 kg

SCM 4 PLUS 115

PUMPS FOR OPEN AND DRILLED WELLS

PERFORMANCE



The power curve refers to the shaft power per stage. % indicates the hydraulic yield of the pump MEI ≥ 0.4 - Reference MEI ≥ 0.70 - The information on the reference efficiency is available at the address: www.europump.org/efficiencycharts

Type	Flow rate Q [m³/h]	1.8	2.4	3	3.6	4.8	5.4	6
SCM4 Plus 115/30-M+115/30-T	Delivery head H [m]	26.0	24.0	22.0	20.0	13.0	9.0	6.4
SCM4 Plus 115/50-M+115/50-T		46.0	43.0	40.0	36.0	23.0	16.0	10.0
SCM4 Plus 115/65-M+115/65-T		58.0	55.0	51.0	46.0	29.0	20.0	11.0
SCM4 Plus 115/95-M+115/95-T		83.0	80.0	74.0	67.0	43.0	30.0	18.0
SCM4 Plus 115/122-M+115/122-T		109.0	106.0	98.0	88.0	55.0	38.0	21.0
SCM4 Plus 115/185-T		160.0	153.0	143.0	130.0	85.0	58.0	31.0
SCM4 Plus 115/245-T		218.0	210.0	198.0	179.0	118.0	84.0	47.0

SCM 4 PLUS 115

PUMPS FOR OPEN AND DRILLED WELLS

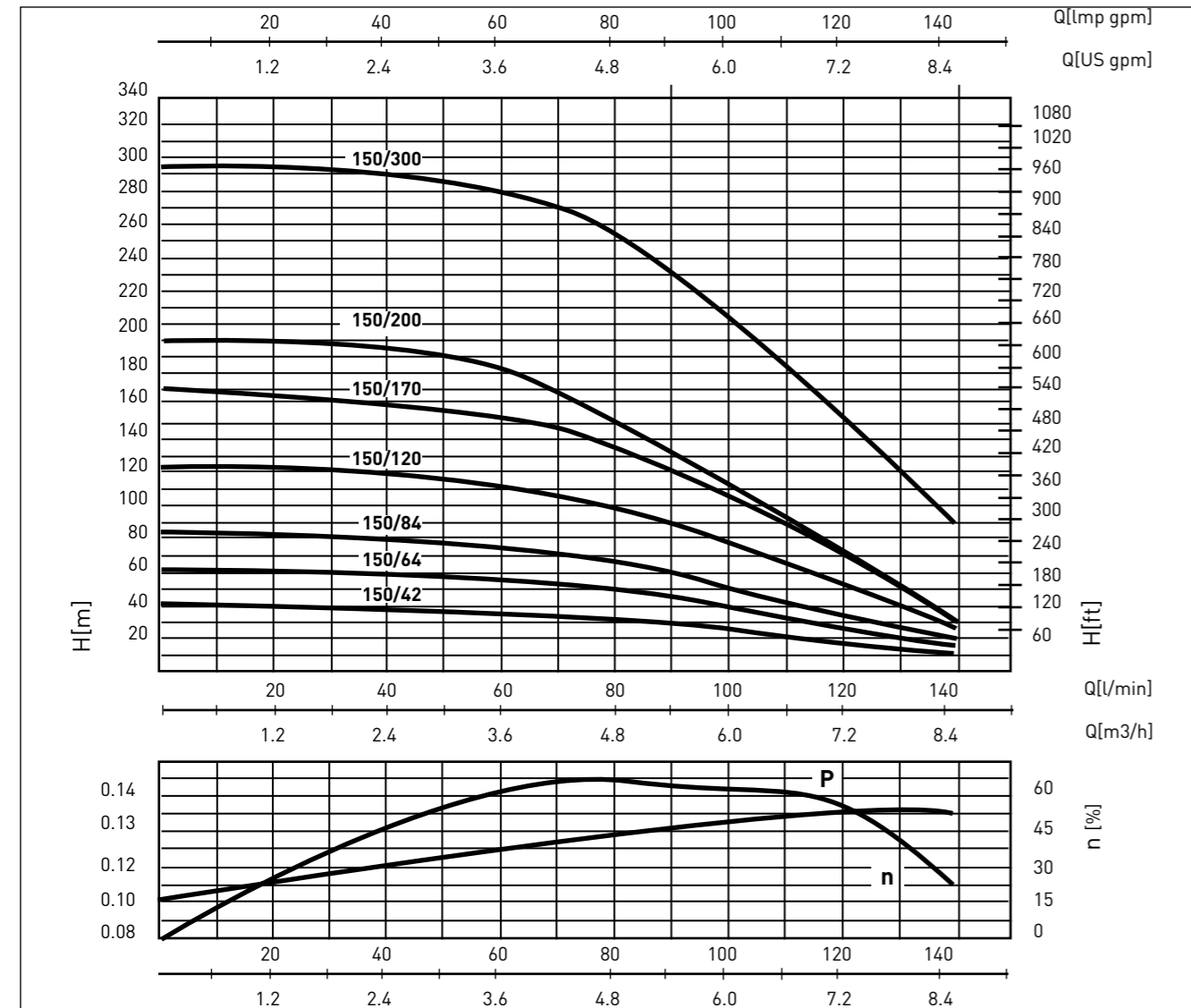
SCM 4 PLUS 115

Type	Code No.	Voltage	Motor rating P2	Current	N. stages	Weight
SCM4 Plus 115/30-M	N3184000	1/N/PE~230 V	0.37 kW	3.4 A	4	11.0 kg
SCM4 Plus 115/30-T	N3184010	3/N/PE~400 V	0.37 kW	1.2 A	4	10.0 kg
SCM4 Plus 115/50-M	N3184020	1/N/PE~230 V	0.55 kW	4.4 A	7	12.8 kg
SCM4 Plus 115/50-T	N3184030	3/N/PE~400 V	0.55 kW	1.7 A	7	11.5 kg
SCM4 Plus 115/65-M	N3184040	1/N/PE~230 V	0.75 kW	5.9 A	9	14.4 kg
SCM4 Plus 115/65-T	N3184050	3/N/PE~400 V	0.75 kW	2.2 A	9	13.2 kg
SCM4 Plus 115/65-T	N3186150	3/N/PE~230 V	0.75 kW	3.8 A	9	13.2 kg
SCM4 Plus 115/95-M	N3184060	1/N/PE~230 V	1.10 kW	7.8 A	13	16.6 kg
SCM4 Plus 115/95-T	N3184070	3/N/PE~400 V	1.10 kW	3.0 A	13	15.3 kg
SCM4 Plus 115/95-T	N3186160	3/N/PE~230 V	1.10 kW	5.2 A	13	15.3 kg
SCM4 Plus 115/122-M	N3184080	1/N/PE~230 V	1.50 kW	10.2 A	17	18.8 kg
SCM4 Plus 115/122-T	N3184090	3/N/PE~400 V	1.50 kW	4.0 A	17	17.4 kg
SCM4 Plus 115/185-T	N3184100	3/N/PE~400 V	2.20 kW	5.6 A	24	20.8 kg
SCM4 Plus 115/245-T	N3184110	3/N/PE~400 V	3.00 kW	7.5 A	33	25.0 kg

SCM 4 PLUS 150

PUMPS FOR OPEN AND DRILLED WELLS

PERFORMANCE



The power curve refers to the shaft power per stage. % indicates the hydraulic yield of the pump MEI ≥ 0.4 - Reference MEI ≥ 0.70 - The information on the reference efficiency is available at the address: www.europump.org/efficiencycharts

Type	Flow rate Q [m³/h]	2.4	3	3.6	4.8	6	7.2	8.4
SCM4 Plus 150/42-M+150/42-T	Delivery head H [m]	38	37	36	33	26	17	10
SCM4 Plus 150/64-M+150/64-T		59	58	57	50	39	27	15
SCM4 Plus 150/84-M+150/84-T		80	78	75	64	50	34	20
SCM4 Plus 150/120-T		116	113	108	96	77	53	26
SCM4 Plus 150/170-T		160	157	152	134	106	69	30
SCM4 Plus 150/200-T		191	188	179	152	112	71	32
SCM4 Plus 150/300-T		292	290	285	252	210	155	82

SCM 4 PLUS 150

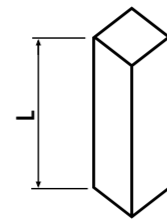
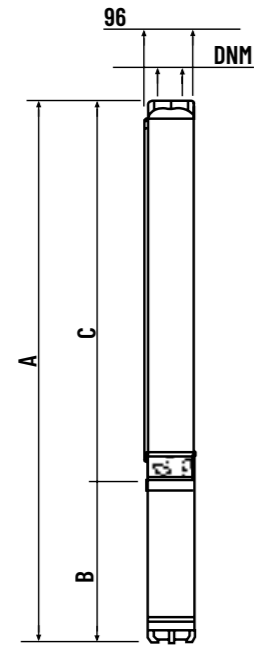
PUMPS FOR OPEN AND DRILLED WELLS

SCM 4 PLUS 150

Type	Code No.	Voltage	Motor rating P2	Current	N. stages	Weight
SCM4 Plus 150/42-M	N3185000	1/N/PE~230 V	0.75 kW	5.9 A	6	14.0 kg
SCM4 Plus 150/42-T	N3185010	3/N/PE~400 V	0.75 kW	2.2 A	6	12.8 kg
SCM4 Plus 150/42-T	N3186170	3/N/PE~230 V	0.75 kW	3.8 A	6	12.8 kg
SCM4 Plus 150/64-M	N3185020	1/N/PE~230 V	1.10 kW	7.8 A	9	16.1 kg
SCM4 Plus 150/64-T	N3185030	3/N/PE~400 V	1.10 kW	3.0 A	9	14.8 kg
SCM4 Plus 150/64-T	N3186180	3/N/PE~230 V	1.10 kW	5.2 A	9	14.8 kg
SCM4 Plus 150/84-M	N3185040	1/N/PE~230 V	1.50 kW	10.2 A	12	18.3 kg
SCM4 Plus 150/84-T	N3185050	3/N/PE~400 V	1.50 kW	4.0 A	12	16.9 kg
SCM4 Plus 150/120-T	N3185060	3/N/PE~400 V	2.20 kW	5.6 A	17	20.1 kg
SCM4 Plus 150/170-T	N3185070	3/N/PE~400 V	3.00 kW	7.5 A	24	24.2 kg
SCM4 Plus 150/200-T	N3185080	3/N/PE~400 V	4.00 kW	10.1 A	29	33.1 kg
SCM4 Plus 150/300-T	N3185090	3/N/PE~400 V	5.50 kW	13.6 A	42	42.3 kg

SCM 4 PLUS

PUMPS FOR OPEN AND DRILLED WELLS



SCM 4 PLUS

PUMPS FOR OPEN AND DRILLED WELLS

DIMENSIONS [mm]

Type	A	B	C	L	DNM
SCM4 Plus 40/57-M	584	250	334	610	1 1/4"
SCM4 Plus 40/57-T	569	235	334	610	1 1/4"
SCM4 Plus 40/90-M	711	265	446	800	1 1/4"
SCM4 Plus 40/90-T	696	250	446	800	1 1/4"
SCM4 Plus 40/120-M	853	295	558	960	1 1/4"
SCM4 Plus 40/120-T	823	265	558	960	1 1/4"
SCM4 Plus 40/185-M	1122	340	782	1330	1 1/4"
SCM4 Plus 40/185-T	1077	295	782	1120	1 1/4"
SCM4 Plus 40/240-M	1358	375	983	1580	1 1/4"
SCM4 Plus 40/240-T	1323	340	983	1330	1 1/4"
SCM4 Plus 55/50-M	517	250	267	610	1 1/4"
SCM4 Plus 55/50-T	502	235	267	610	1 1/4"
SCM4 Plus 55/80-M	622	265	357	800	1 1/4"
SCM4 Plus 55/80-T	607	250	357	800	1 1/4"
SCM4 Plus 55/105-M	696	295	401	800	1 1/4"
SCM4 Plus 55/105-T	666	265	401	800	1 1/4"
SCM4 Plus 55/160-M	875	340	535	960	1 1/4"
SCM4 Plus 55/160-T	830	295	535	960	1 1/4"
SCM4 Plus 55/200-M	1045	375	670	1120	1 1/4"
SCM4 Plus 55/200-T	1010	340	670	1120	1 1/4"
SCM4 Plus 55/300-T	1336	375	961	1580	1 1/4"
SCM4 Plus 75/40-M	553	250	303	610	1 1/4"
SCM4 Plus 75/40-T	538	235	303	610	1 1/4"
SCM4 Plus 75/56-M	625	265	360	800	1 1/4"
SCM4 Plus 75/56-T	610	250	360	800	1 1/4"
SCM4 Plus 75/75-M	740	295	445	800	1 1/4"
SCM4 Plus 75/75-T	710	265	445	800	1 1/4"
SCM4 Plus 75/110-M	928	340	588	960	1 1/4"
SCM4 Plus 75/110-T	883	295	588	960	1 1/4"
SCM4 Plus 75/140-M	1077	375	702	1120	1 1/4"
SCM4 Plus 75/140-T	1042	340	702	1120	1 1/4"
SCM4 Plus 75/210-T	1391	375	1016	1580	1 1/4"
SCM4 Plus 115/30-M	496	250	246	610	1 1/4"
SCM4 Plus 115/30-T	481	235	246	610	1 1/4"
SCM4 Plus 115/50-M	596	265	331	610	1 1/4"
SCM4 Plus 115/50-T	581	250	331	610	1 1/4"
SCM4 Plus 115/65-M	683	295	388	800	1 1/4"
SCM4 Plus 115/65-T	653	265	388	800	1 1/4"
SCM4 Plus 115/95-M	842	340	502	960	1 1/4"
SCM4 Plus 115/95-T	797	295	502	960	1 1/4"
SCM4 Plus 115/122-M	992	375	617	1120	1 1/4"
SCM4 Plus 115/122-T	957	340	617	960	1 1/4"
SCM4 Plus 115/185-T	1221	375	846	1330	1 1/4"
SCM4 Plus 115/245-T	1582	480	1102	1870	1 1/4"
SCM4 Plus 150/42-M	648	295	353	800	2"
SCM4 Plus 150/42-T	618	265	353	800	2"
SCM4 Plus 150/64-M	803	340	463	960	2"
SCM4 Plus 150/64-T	758	295	463	800	2"
SCM4 Plus 150/84-M	948	375	573	960	2"
SCM4 Plus 150/84-T	913	340	573	960	2"
SCM4 Plus 150/120-T	1161	375	786	1330	2"
SCM4 Plus 150/170-T	1523	480	1043	1580	2"
SCM4 Plus 150/200-T	1781	555	1226	1870	2"
SCM4 Plus 150/300-T	2378	675	1703	2590	2"

SCM 4 PLUS

PUMPS FOR OPEN AND DRILLED WELLS